

A GUIDE TO AIR FORCE HERALDRY



William M. Russell

Revised Edition by

Colonel Alan H. Clair

and

Julian C. Godwin

**Air Force Historical Research Agency
Maxwell Air Force Base**

1996

FOREWORD

The original version of A Guide to Air Force Heraldry was written by William M. Russell of the USAF Historical Research Center and published in 1985. During the years that have elapsed since then, several Air Force regulations and instructions have been issued to aid Air Force organizations with the design, submission, and procurement of organizational emblems and flags.

Recent changes in the organizational structure of the US Air Force and the high level of involvement in the Gulf War, Bosnia, and other contingencies by operational units have heightened awareness to the pride and motivation that heraldry provides. As a result, the Air Force Historical Research Agency (AFHRA) has received many requests for assistance and guidance in the creation of emblems. To facilitate the process, we have updated and published this guide on the Internet at <http://www.au.af.mil/au/afhra/>. Our success will be measured by the user's ability to modify or create emblems meeting current Air Force requirements and the needs of the unit.

ALAN H. CLAIR, COLONEL, USAFR
JULIAN C. GODWIN

Montgomery, Alabama

November 1996

CHAPTER ONE

HERALDRY THROUGH THE AGES

Symbols have distinguished friend from foe in warfare throughout recorded history. Organizations of the United States Air Force, like other military units, employ heraldic emblems as a means of identification and for esprit de corps. The emblems symbolize the unit's history, mission, or function. Emblematic devices are recorded in the earliest biblical period. Osiris, the grandson of Noah used a "Sceptre Royal, insigned on the top with an eye."¹ In the annals of the Trojan War, the Greeks reportedly sported emblems on their shields. Later, the eagle of the Roman legions, a highly visible symbol throughout the empire, represented the might of Imperial Rome. Indeed, before the Middle Ages, all organized tribes and states accepted and used symbols and heraldic devices. None of these devices were hereditary, but they were the predecessors of medieval heraldry.

Heraldry as we know it today had its beginning in the early 12th century during the period between the First and Second Crusades. To ensure recognition while wearing armor and a helmet that partially hid the face, enterprising knights began to use identifying symbols and devices called cognizances, which were painted on their shields and embroidered on the pennons (cloth banners) attached to their lances. This practice spread rapidly as warriors from different European lands gathered to participate in tournaments and fight in the Crusades. The inheriting of these cognizances started in western Europe during the second quarter of the 12th century when men of the knightly class began to display on their shields the devices that had been borne by their fathers. During the late 12th and early 13th centuries, heraldic emblems and devices assumed a distinctive and consistently systematic character that identified individuals, families, nobles, knights, establishments, and communities. At this time, a knight's cognizance incorporated on his personal seal also became his signature in civil transactions.

Among those who played a part in the history of heraldry, the "herald" was perhaps the most important. Commissioned by the sovereign as his official representative, the herald proclaimed the edicts of the king, carried messages between opposing armies, and issued official proclamations of tournaments and the regulations that governed them. In tournaments, the cognizance that each knight displayed helped the herald distinguish among the mass of armored men. To prevent a knight from duplicating someone else's cognizance, heralds eventually compiled Rolls of Arms that listed the cognizances painted on shields and

¹ Eugene Zieber, *Heraldry in America*, 2d ed. (New York: Gordon Press, 1973), p.9.

embroidered on the pennons of the medieval warrior, thereby establishing the system known as heraldry.²

With the passage of time and technical changes in warfare, the herald became less a public servant and more a genealogist. His role focused increasingly on maintaining the Roll of Arms. By the 13th century, official (that is, recorded) cognizances known as coats of arms began to appear on embroidered cloth over the knights armor as well as on shields and became known as coats of arms. Later the term “coat of arms” became synonymous with the shield, its crest, and its scroll, bearing a name or motto. A description of armorial bearings* in words is a blazon which is written in the precise language of heraldry to indicate to a reader without an illustration of the coat of arms, the exact arrangement and colors of the design on the shield, crest, or scroll. The shield (either heater shaped or circular) is used for displaying armorial bearings in Air Force Heraldry as an identifying mark for an organization. The charges, or figures, that form a coat of arms are emblazoned on the surface of the shield, called the field.




Figure 1
Emblem, 7th Bombardment Group

The crest is any device displayed above the shield, and it is placed over a wreath of six skeins or twists composed of the principal metals (e.g., gold and silver) and colors of the shield. The metals and colors appear alternately in the order named in the blazon. The scroll is the third element in a military coat of arms and is usually inscribed with a motto and placed beneath the shield. In years past, the motto was almost always written in Latin. Although

² L.G. Pine, *The Story of Heraldry*, 2d ed., revised (London: Country Life Limited, 1963), p. 12.

* When a man bore a shield, he was said to bear the devices thereon, and such devices are accordingly called armorial bearings.

English is now preferred other languages may be used. Figure 1, the emblem of the 7th Bombardment Group, provides an example of a shield, crest, and scroll. Only the shield with proper scroll is authorized today.



Figure 2
Emblem, 21st Contracting Squadron

Air Force Instruction 84-101 specifies that emblem designs for USAF flag-bearing organizations (those with a headquarters component) be of a heraldic nature with a coat of arms upon a shield. Emblem designs for squadron level units consist of a symbolic design on a circular shield or disk. Figure 2, the emblem design of the 21 Contracting Squadron, is an example of a disk designed with two scrolls. The unit motto, “Under Our Wing,” is in English on the lower scroll, leaving the upper scroll open for the unit designation.

Symbols in Emblems

Whatever the shape of an Air Force emblem, -- shield or disk, -- the basis of the design involves geometric and/or illustrative visual symbols. Symbols are in common use throughout the world, as a glance at the symbols in Figure 3 illustrates. Who would not recognize the red and white striped pole as symbolizing a barber shop or associate a grocery cart with a food market? A mortar and pestle almost universally represent a pharmacy and an octagon shaped sign denotes an instruction to come to a full stop. These symbols are among hundreds universally recognized; they require no explanation.




Figure 3
Common Symbols

Sometimes choices are available among symbols. For example, Aesculapius, the mythical Greco-Roman god of medicine, carried a knotty wooden staff entwined with a snake (Figure 4) representing life-giving powers. This staff was adapted in 1910 for use as the insignia of the American Medical Association. The United States Air Force Medical Service and other medical groups the world over also use this staff to identify the medical profession.



Figure 4
Medical Symbol



Figure 5
Winged Caduceus

On the other hand, the Caduceus, the symbolic staff of a herald (figure 5), a staff with two snakes coiled around it, is the official symbol of the US Army Medical Corps, Navy

Pharmacy Division, and the Public Health Service. This intertwined snake design dates back some 4,000 years to Babylon. It reappeared in Greek mythology with a pair of wings added, as Hermes' wand. In ancient Rome, messengers carried this symbol as a sign of neutrality, the Caduceus establishing their noncombatant status.

Another ancient symbol is the Yin and the Yang which, when interlocked, represent perfect unity, the universe, and eternity (figure 6). In ancient times the Chinese believed that the world was created by spontaneous separation of the amorphous ether into heaven and earth; Yin being the one, and Yang the other. The dark shape is the female Yin, the light one the male Yang.




FIGURE 6
Yin and Yang

Other representative heraldic symbols that are commonly used appear on the following page. These examples hardly exhaust the subject. One should understand, however, that Air Force organizational emblems are not representations of actual unit aircraft or equipment, instead they are geometric and/or illustrative visual concepts and design relationships that portray the characteristics and qualities with which a unit associates itself or defines its function.

Air Force Symbols

A unit's emblem design should focus on the functions of its specific duties. Find symbols that illustrate the key word in your description. A portcullis, a chain, a geometric pattern suggesting bars, a lock, or a scale of justice can all be symbols representing security. The actual badge and gun used to defend a base are not acceptable heraldic symbols of security. The unit can also include symbols that reflect the parent organization, of which it is a part and symbols that reflect the quality and excellence of unit personnel who perform the

functions. Arranging symbols in a visually interesting way is just as important to an effective design as is selecting the right symbol. Quartering a shield or a disk and placing a symbol in each quarter has become a heraldic cliché. There are hundreds of ways to devise a shield in heraldry. The designer should try to avoid the obvious, use imagination, do research, get help from a graphics unit, or ask the Army Institute of Heraldry for assistance. The elements of design, proportion, symmetry, value, and hue make your design interesting. Simple bold designs with contrast are the ones remembered best, not the overly detailed pictorial ones.

Many of us are engaged in military occupations which support the larger Air Force mission. Everyone's job is important and each unit is a vital link in the defense of the country. However, emblem design should not be all encompassing. A good design nevertheless visually depicts the organization's function, history, and qualities, in symbolic form, so that members may wear it proudly.

CHAPTER 2 ORGANIZATIONAL EMBLEMS

A system of heraldic emblems evolved within the air arms of the allied and central powers during World War I, the first major conflict in which the newly-developed airplane became an instrument of war. On 6 April 1917, America declared war on Germany, and, shortly thereafter, Brigadier General Benjamin D. Foulois became Chief of the Air Service, American Expeditionary Forces(AEF). A year later, on 6 May 1918, Foulois established the policy for insignia of aerial units, declaring that each squadron would have an official insignia painted on the middle of each side of the airplane fuselage. “The squadron will design their own insignia during the period of organizational training. The design must be submitted to the Chief of Air Service, A.E.F., for approval. The design should be simple enough to be recognizable from a distance.”³



Figure 7

Emblem, 94th Aero Squadron

Within a red circle in perspective, long axis vertical, Uncle Sam's top hat, upper portion, blue background with white stars; middle portion, red and white stripes; brim, white; sweat band, brown; inside of hat, dark blue. (approved 15 Nov 1919 as World War I emblem; canceled 6 May 1924; reinstated 9 Jul 1942.)

A famous emblem used during World War I appears in Figure 7. The 94th Aero Squadron, originally composed of former members of the Lafayette Escadrille,^{*} became the first American air service squadron to arrive on the Western Front. The hat in the ring design was selected because it symbolized Uncle Sam throwing in with the allies against the central powers.

³ Edgar S. Gorrell, History of the Air Service, *American Expeditionary Forces in France, 1917-1918*, on microfilm Series A, Vol 9, (AFHRA, Maxwell AFB, AL pp. 85-86).

The War Department on 18 November 1919 approved the emblems of 45 aero squadrons that served in France during World War I.⁴

World War II expanded the use of Air Corps insignia, with hundreds of new emblems appearing both officially and unofficially. The War Department dictated the policy by which Army Air Forces' units submitted emblems for approval and rejected only a few. Many units failed to submit their designs for approval, however, and consequently in later years members of these organizations found no approved emblem on file.⁵ When the Air Force became an autonomous military service in 1947, its leaders authorized an heraldic program that sought to avoid the widespread use of unauthorized emblems.

Army Air Forces Letter 35-46 issued on 10 September 1945 established procedures for designing and submitting emblems for approval. This letter, the precursor of Air Force Instruction 84-101, contained policy on the design, approval, and use of organizational emblems. On 1 October 1984 the Air Force heraldic program transferred officially from the Air Force Manpower and Personnel Center at Randolph AFB, Texas, to the US Air Force Historical Research Center now, Air Force Historical Research Agency (AFHRA), at Maxwell AFB, Alabama. At the same time, USAF historians at all command levels assumed responsibility for processing emblem requests. Currently AFI 84-101, chapter 5, provides guidance for Air Force heraldry.

Types of Emblems

The emblem design for squadron level units are customarily on a circular shaped shield, as illustrated in Figure 8. A disk with one scroll must display the unit designation at the bottom. A disk with two scrolls must display the unit designation at the top and the motto at the bottom. Both scroll are the same size for uniformity, and there is a maximum and minimum length. Both scrolls must have borders for quality manufacture. The borders and lettering of scrolls and disks must be of the same color.

⁴ Ltr, Mauer Mauer to TSgt E.B. Bowyer, 31 March 1964, in RS Heraldry (AFHRA, Maxwell AFB, AL).

⁵ For example, there are numerous letters concerning unofficial World War II emblems on file in Organizational Emblem Files, (AFHRA, Maxwell AFB, AL).

*A group of American volunteers who flew for the French before America entered World War I.

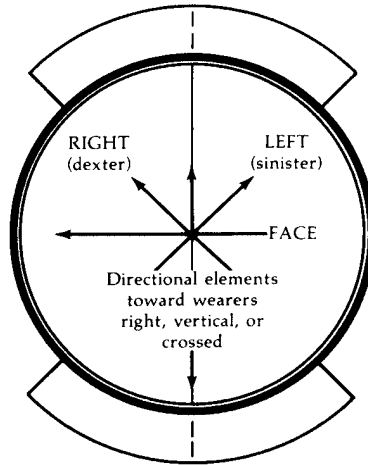


Figure 8
Emblem for Squadrons
and Equivalent

Units with emblems on disks include named and numbered squadrons, numbered flights, and other USAF organizations that have no headquarters component.

Those organizations in the USAF having headquarters are flag bearing organizations, known as establishments, such as groups, wings, and major commands (MAJCOM). The emblem design must be displayed on a modified heater shaped shield. The shield design should have only one scroll, located below the shield as shown in Figure 9.

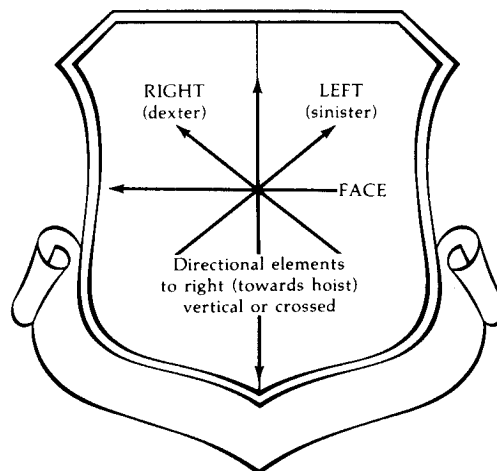


Figure 9
Emblems for Groups and Above

(Flag Bearing Organizations)

The scroll may display either the designation or the motto, except a wing must display its motto. The shield border must be yellow. To contrast with the flag field, the scroll must be white with a yellow border and blue lettering. Flag-bearing units or organizations automatically qualify for a full-size flag drawing, used in requisitioning an organizational flag.

Since the heraldry of permanent organizations are continuous, inactivation does not affect heraldry. When an organization is activated again, it should use its previous emblem. An approved emblem should not be changed unless it fails to meet current standards of the AFI or there is a drastic mission change. Because new emblems incur considerable expenses and because heraldry is an inherited part of an organization's history, AFHRA will not lightly approve emblem changes.

Only organizations that are establishments or units are authorized emblems. Air Force entities that may not request an emblem include:

- Headquarters squadron sections
- Alphabetical flights of a squadron
- Operating locations
- Named activities
- Staff directorates, sections, and offices
- Air Force elements
- Provisional units at all echelons

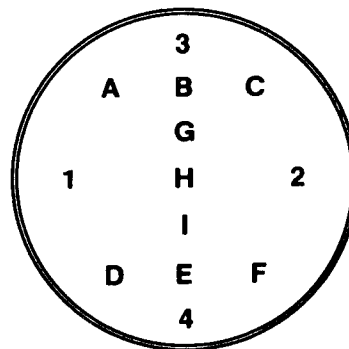
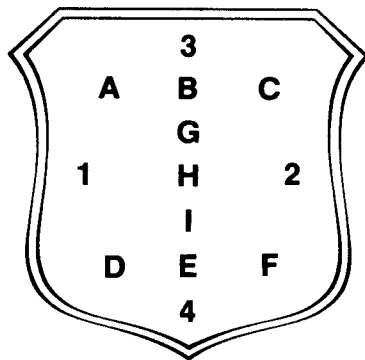
CHAPTER THREE DESIGNING AN AIR FORCE EMBLEM

In designing an emblem for an organization, the most important factors to be considered are the unit's history, the unit's functions, the proper symbols to be depicted in the emblem design, the placement of the symbolic elements or "charges" on the design field, and color selection.

The Elements of an Emblem

The numbers and letters in figures 10 and 11 explain the various positions of the field on a shield and a disk. The numbers and letters indicate:

1. Dexter (right-hand side of the bearer)
2. Sinister (left-hand side of the bearer)
3. Chief
4. Base
- A. Dexter chief
- B. Middle chief
- C. Sinister chief
- D. Dexter base
- E. Middle base
- F. Sinister base



- G. Honor point
- H. Fess point
- I. Nombril point

Shield Emblem
Figure 10

Disk Emblem
Figure 11

The dexter side of the shield (or disk) refers to the right hand, while the sinister side refers to the left hand side of *the bearer*. The different positions on the emblem field are

important in preparing the blazon--the written description of the design. In heraldry, the smallest change in the position of a symbolic element (or “charge”) in the design changes the entire arms. The meaning of a coat of arms with a lion in chief (at the top) differs essentially from one with a lion in base (at the bottom), and the symbol depicting the unit’s function or history faces to the right side (dexter) never to the left side (sinister) of the bearer. A description of important heraldic terms is included in the Appendix, “A Glossary of Heraldic Terms.”

Emblem designs must not duplicate other emblems. On the other hand, a unit wishing to incorporate on its own emblem, an element common to its parent organization’s emblem may do so. For example, consider the elements of the Pacific Air Forces and the PACAF Computer Systems Squadron shown in Figure 12. Notice that the Computer Systems Squadron has adopted certain elements of the PACAF emblem.



Figure 12

Using Colors in Emblems

The colors of an emblem often have significance but that is always secondary to the symbolism of the emblem. The colors of the Air Force, ultramarine blue and Air Force yellow, should appear in the design; the blue represents “the sky”, the primary theater of Air Force operations, while Air Force yellow represents “the sun” and the excellence required of Air Force personnel. A note of caution, ultramarine blue, while it represents the sky, is not a light blue; an ultramarine blue shield or disk is fairly dark and requires charges of good contrast. A rule of thumb when assigning color to design elements is to use colors that contrast: dark on light, light on dark. Heraldry divides colors into metals -- gold (yellows) and silver (white, silver gray) -- and colors (reds, blues, greens). The cardinal rule of heraldry is no metal on metal and no color on color. The positive and negative association of twelve colors appears below for field personnel who are considering the design of unit emblems.

RED (heraldic GULES). Positive: blood of life, boldness, Christ, courage, hardiness, liberty, magnanimity, passion, patriotism, planet Mars, sentiment, strength, valor, warmth (of fire), and zeal. Negative: anarchy, blood (spilled), danger, death throes, Satan, fire (burning), passions, revolution, war, and wounds.

ORANGE (heraldic Tenne). Positive: ambition, benevolence, earthly wisdom, endurance, fire, flames, hospitality, marriage, pride, and strength. Negative: malevolence and Satan.

GOLD (heraldic OR) [interchangeable with YELLOW]. Positive: honor, majesty (royalty), mystic aspects of the sun, riches, and wisdom. Negative: idolatry.

YELLOW (also heraldic OR). Positive: constancy, dissemination, divinity, elevation of mind, excellence, highest values, honor, illumination, intellect, intuition, justice, light, loyalty, magnanimity, riches, ripened grain, sun, supreme wisdom and wisdom. Negative: cowardice and treachery.

BROWN: Positive: the earth and lesser nobility. Negative: Barrenness and poverty.

GREEN (heraldic VERT). Positive: adaptability, auspiciousness, gladness, fertility of fields, freshness, hope, immortality, joy, love, life, nature, prosperity, sympathy, vegetation, planet Venus, wisdom, and youth. Negative: disgrace, envy, jealousy, lividness, madness, opposition, and sinisterness.

BLUE (heraldic AZURE). Positive: (light blue) calm seas, charity, cold, constancy, daylight, devotion, innocence, planet Jupiter, justice, loyalty, piety, sincerity, sky, thinking, and truth. Negative (dark blue): doubt, discomfort, night, and stormy seas.

PURPLE (heraldic PURPURE). Positive: empire, humility, jurisdiction, love of truth, loyalty, memories, planet Mercury, nostalgia, patience, power, rank, royalty, sacrifice, and spirituality. Negative: martyrdom, mourning, penitence, regret, resignation, and sublimation.

BLACK (heraldic SABLE). Positive: constancy, dignity, determination, divine doctrine, fertilized land, humility, mighty, night, prudence, regality, planet Saturn, sophistication, sorrow, and starkness. Negative: death, despair, evilness, grief, morbidity, nothingness, penitence, sickness, sin, and void.

GRAY (heraldic ARGENT). Positive: discretion, humility, maturity, penitence, renunciation, and retrospection. Negative: barrenness, depression, egoism, grief, indifference, inertia, neutralization, old age, and winter.

SILVER (heraldic ARGENT). Positive: charity, chastity, clear conscience, faith, moon, innocence, purity, and test of truth. Negative: blank, cold, ghostly, spectral, and void.

WHITE (also heraldic ARGENT). Positive: daylight, innocence, perfection, purity, truth, and wisdom. Negative: same as for silver above.

Note: GRAY, SILVER, and White are all ARGENT and interchangeable.

CHAPTER FOUR

PROCESSING AIR FORCE EMBLEMS

The commander of an active unit desiring a new emblem or the change of an old emblem should consult with the unit historian to ensure compliance with USAF requirements and to avoid delays in the approval process. Parent organizations of units scheduled to be activated, or existing units that expect to be redesignated must submit to AFHRA/RSO the DAF/MPM numbered letter and the command special order authorizing the action. This chapter and AFI 84-101 should serve as guides in the processing of Air Force emblems.

Base Level Action

1. Unit submits a proposed emblem design to the unit historian's office.
2. Since each unit will pay for its emblem from its own funds, the emblem design submitted must be accompanied by a Department of Defense Military Interdepartmental Purchase Request (DD Form 448) for the proper amount.
3. Unit historian reviews the emblem package and verifies that the request includes:
 - a. A cover letter signed by the unit commander.
 - b. Department of Defense Military Interdepartmental Purchase Request (DD Form 448) certified by the unit's accounting and finance office.
 - c. A copy of the emblem design in primary colors, and if possible, a diskette of the proposed emblem in any of the following formats:

- Adobe Illustrator (.ai; .eps)
- Corel Draw 5 (.cdr)
- IBM PIF (.pif)
- Macintosh PICT (.pct)
- Paintbrush (.pcx)
- TIFF Bitmap (.tga; .vda; .icb; .vst)
- Windows Bitmap (.bmp) in 256 color, 150 .dpi
- Windows Metafile (.wmf)
- Word Perfect Graphic (.wpg)

Whichever format is chosen, ensure that the design:

- (1) Contains the colors Air Force yellow and ultramarine blue.
- (2) Is limited to six colors within the disk or shield(including black and white).
- (3) Is dignified and in good taste.
- (4) Contains elements that are either vertical, horizontal, crossed, or face to the right (emblem left).
- (5) Contains no more than three elements (see Glossary for definition of an element).

- (6) Is symbolic of history, accomplishments, and mission.
- (7) Has no specific types of aircraft, missiles, or other equipment.
- (8) Has no symbols of a morbid character, games of chance, caricatures, or cartoon-type characters.
- (9) Has no maps or outlines of specific geographic landmarks.
- (10) Has no numbers or letters within the design area.
- (11) Does not duplicate any known, existing emblems.
- (12) Does not contain very small, detailed art work that will be rendered unrecognizable in reductions to patch size.

NOTE: The most effective designs are simple and bold with high color contrasts.

- d. Two copies of a statement (one page maximum) explaining the significance of the design.
 - e. The name and DSN telephone and telefax number of the emblem project officer.
 - f. An emblem motto (if a motto is desired by the unit) that does not infringe on registered trademarks such as a corporate slogan, and:
 - (1) Is in good taste.
 - (2) Avoids the use of words that may be offensive.
 - (3) Is limited to 36 letters and spaces for shields and 24 letters and spaces for disks (no commas or apostrophes can be used). Remember that the motto is part of the emblem and should meet the criteria above, when applicable.
4. The unit historian endorses the request or returns it for corrections, if needed.
5. If endorsed, the unit historian forwards the emblem package to the MAJCOM, SOA, FOA reviewing/endorsing history office.

Higher Echelon Action

The history office at higher echelon reviews the emblem package using the same criteria as the unit historian, and either endorses it to AFHRA/RSO, or returns it for correction.

Guidance and Administration

All requests for emblems and flag drawings are processed through command channels (history offices) to AFHRA/RSO, Maxwell AFB, AL 36112-6424. One of the most important parts of an emblem request is the emblem significance statement, for it explains what the emblem's symbolic elements portray or signify to unit personnel. Merely listing the design elements and giving a one or two word explanation of what that element represents is insufficient. Each element in the design must have a meaning, representing either the unit's history or function. For different units, identical elements will have entirely different meanings. A stylized aircraft symbol may represent the flying mission in the emblem of a tactical squadron, and the same symbol in a supply or maintenance squadron may represent support rendered to

the flying mission. If the emblem designer holds a copyright to the design, the request for approval must have a signed copyright release.

The history offices at each echelon above the unit requesting the emblem review can return the package to the originator for reaccomplishment, but the reasons for doing so must be clearly identified. At the Historical Research Agency, each emblem is checked against all former unit designations to determine whether a previous emblem exists. If an emblem does exist, the unit should adopt the original one unless it can be shown to no longer represent the unit's mission. When all requirements are met, the emblem package is sent to The Institute of Heraldry (TIOH), United States Army, or to a civilian contractor. Completion of the emblem usually requires 90 days. The Institute of Heraldry or civilian contractor will standardize designs for correct sizes, colors, and manufacturing needs; improve elements, if necessary; provide blazon or description and manufacturing notes including cable numbers for full or subdued insignia (patches); insure heraldic correctness; and prepare paintings for patches and drawings for flags. When the final emblem painting is returned, the Historical Research Agency obtains the necessary color photographs for record and distribution. Units are reminded not to order patches and decals, etc., until the final emblem rendering is received.

Finally, the emblem package is distributed as follows:

	Requester	MAJCOM/SOA	Wing	AFHRA/RSO
Flag Drawings(for establishments)	2 copies	1 copy	1 copy	1 copy
8" x 10" color print	1 print	1 print	1 print	2 prints
Statement: description significance, motto, and color codes	1 each	1 each	1 each	1 each
Color negative	1 each	1 each	1 each	1 each
Diskette	On request only	1 each	On request only	1 each

A negative number is assigned to the painting by AFHRA/RSO. This number is located on the lower left of the Air Force negatives and prints. AFHRA/RSO sends one negative to the DOD Still Media Depository for permanent file and assignment of a second negative number. This second negative number is filed in the unit's heraldic file at AFHRA. The number may be used to order color prints of the emblem from the Depository.

When a Unit Inactivates or Moves Without Personnel or Equipment

Every unit's emblem belongs only to that unit and cannot be used by any other organization. Regardless of name changes through redesignations, the emblem remains with its original unit. When an Air Force controlled unit with an approved emblem is scheduled to be inactivated, all heraldic items held at local level must be included in the unit's History Box, so these items can be reissued the next time the unit activates. When an Air Force unit with an approved emblem is scheduled to move without personnel or equipment but will remain in the same command, it should send its emblem and lineage and honors history files to the MAJCOM history office; that office will pass the files to the reassembled unit at its new location. If the unit is transferred to another command, the heraldic files should be forwarded to AFHRA/RSO, which will process the files to the gaining command.

Requests for Emblem Data

Photographs of a unit emblem needed by a command parent organization or the unit itself are normally supplied by the unit holding the color negative. In other words, an Air Mobility Command civil engineering squadron would provide emblem photos, as needed, to its parent group, wing, division, and air force. The MAJCOM history office will have its own color negative, and can request duplicate photographs for the major command headquarters as needed.

Air Force requests for unit emblem photographs from outside the command should be referred to AFHRA/RSO.

Private requesters pay for USAF emblem photographs. If the negative numbers are unknown, refer the requester to AFHRA/RSO. Requests for other emblem data (negative numbers, statements of description and significance, and approval dates) are provided to official requesters by the Air Force Historical Research Agency. Unofficially, private emblem collectors sometimes submit long lists of unit designations, asking for all available data about unit emblems from the Historical Research Agency. Such requests require a considerable expenditure of time for which charges are levied. The charges are established in AF Pamphlet 37-145, Schedule of Fees for Copying, Certifying, and Searching Records and Other Documentary Material.

BIBLIOGRAPHY

I. Books

- Brooke-Little, J.P., ed. *Boutell's Heraldry*. Revised. London: Frederick Warne & Co., Ltd., 1978, 355 pp.
- Child, Heather, *Heraldic Design*. London: G. Bell & Son, 1965, 180 pp.
- Dennys, Rodney, *Heraldry & the Heralds*. London: Jonathan Cape, 1982, 1982, 288 pp.
- Dreyfuss, Henry. *Symbol Sourcebook*. New York: McGraw-Hill, 1972.
- Franklin, Julian. *Heraldry*. Cranbury, New Jersey: A. S. Barnes & Co., 1968, 103 pp.
- Gough, Henry & Parker, James. *A Glossary of Terms Used in Heraldry*. London: Gale Research Co., 1966, 659 pp.
- Pine, L.G. *The Story of Heraldry*. London: Country Life Ltd., 1963, 164 pp.
- Scott-Giles, C.W. *Looking at Heraldry*. London: Phoenix House Ltd., 1962, 166 pp.
- Whitmore, William H. *The Elements of Heraldry*. 2d printing. Rutland, Vermont: Charles Tuttle Co., 1969, 106 pp.
- Zieber, Eugene. *Heraldry in America*. New York: Gordon Press, 1973, 427 pp.

II. Periodicals

- Grosvenor, Gilbert. "Insignia of the United States Armed Forces." Washington DC: *National Geographic Magazine*, 1945, reprint of June 1943 issue, 206 pp.

III. Unpublished Materials

- Organizational Emblems General*. (Organizational Emblem Files) AFHRA/RSO

IV. Air Force Publications

- US Air Force Instruction 84-101, *Historical Products, Services, and Requirements*, Washington DC: Department of the Air Force, 21 July 1994, p 16-20.
- US Air Force Pamphlet 37-145, *Schedule of Fees for Copying, Certifying, and Searching Records and Other Documentary Material*, Washington DC: Department of the Air Force, 21 March 1994, p 4.

APPENDIX

A GLOSSARY OF HERALDIC TERMS

Abased	Lowered
Addorser	Back to back; said of beasts, etc., and of wings so placed; also Endorsed
Affronte	Of a beast or object so placed to show its full front to the observer; sometimes used as a synonym for guardant (q.v.)
Ambulant	Walking
Annulet	A ring
Arched	In the form of an arch; also, Enarched
Argent	Silver, usually represented as white
Armed	Of beasts, monsters and birds in reference to teeth, talons, horns and claws; when applied to men or human limbs it is synonymous with armoured; also applied to arrows
Azure	Blue (from Arabic Lazura)
Balance	A pair of scales
Barb	Applied to the leaf-like sepals appearing between the petals of the heraldic rose; also to the head of an arrow
Beaked	Of the beaks of birds or monsters
Bearing	Any heraldic device or figure borne in arms
Belled	Having a bell or bells attached, e.g., a falcon
Bezant	A gold roundle
Blazon	The technical description of heraldic insignia; the word should not be applied to painted arms which are emblazonments
Bordure	Narrow border

Caboshed	Of an animal's head affronte and cut off so as to show no part of the neck
Caduceus	The staff of Mercury, consisting of a ball-headed rod, winged, and entwined with two serpents
Centaur	The man-horse of mythology, represented with bow and arrow; also termed Sagittarius or Sagittary
Charge	Any object or figure placed on an heraldic shield or on any other object in an armorial composition; the shield or other object on which the charge is placed is said to be charged
Checky	Checkered
Chevalier	A man on horseback
Close	Of a bird when the wings lie close to the body
Combatant	Face to face; in battle
Concave	Arched
Confronte	Facing one another
Conjoined	Joined together
Cornucopia	The horn of plenty
Couchant	Lying down or sleeping
Counter	Reverse or opposite
Countercharged	Countercoloured
Courant	Running
Crenellated	Embattled; the aperatures are the crenelles or embrasured, and the pieces of wall which rise between them are merlons
Crined	Of hair or mane

Cubit arm	A hand or arm couped below the elbow
Decrescent	Of a crescent when the horns are to the sinister
Demi	The upper of front half is always understood, unless the contrary is stated
Dexter	The right-hand side of the shield from the standpoint of the man behind it
Displayed	Having the wings expanded; unfolded
Emblem	An officially approved symbolic design portraying the distinctive history, mission, and general function of an organization.
Element	A symbol or group of symbols portraying a single characteristic, trait, or concept
Elevated	Raised; of wings of birds, etc.
Embowed	Bent, curved
Enhanced	Raised above the normal position
Erased	Torn off (<i>arrache</i>) and leaving ragged edges
Erect	Set upright, in a vertical position
Establishment	Any organization with a constituted headquarters, at group level or higher
Estoile	A star; estoile, scattered with the stars
Fascies	The licitor's axe in its bundle of rods; sometimes found in the arms of judges
Feathered, or Flighted	Applied to an arrow
Fimbriated	Having a narrow edging of a different tincture from the rest of the charge
Flexed	Bent or bowed

Fructed	Bearing fruit
Fumant	Smoking
Garb	A sheaf of corn; English “corn” is our wheat
Garnished	Appropriately adorned
Golpe	A purple roundle (rare)
Gorged	Encircled round the neck or throat
Goutte	A drop, scattered with drops
Guardant	Of a beast with its head turned so as to face the observer
Gules	Red (from Arabic <i>gul</i> , a red rose), abbreviated <i>GU</i>
Gunstone, Gunshot	A black roundle; pellet
Habited	Clothed
Hauriant	Of a fish erect with head upwards, as though drawing in air
Heraldry	The heraldry of a specific organization consists of its emblem, motto (if any), its designation, and the shield of an establishment or the disk of a unit
Heater Shield	The most popular shield for armorial display, having the shape of the base of a flat iron
Hillock	A green mount
Hilted	Used in referring to the grip and cross-piece of a sword
Hurt	A blue roundle; hurte, hurty, scattered with hurts
In lure	Of two wings joined, tips downwards, like a hawk’s lure
In point	Charges arranged pilewise so as almost to meet in the base of the shield
In splendor	Of the sun when shown (as normally) with its rays

Incensed	Having fire issuing from the mouth and ears
Increscent	Of a crescent when the horns are to the dexter
Inflamed	Burning
Inverted	Upside down; of wings when the tips are downwards
Issuant	Proceeding from or out of
Jessant	Shooting forth, as plants from earth
Jessant-de-lis	Having a fleur-de-lis shooting forth
Langued	Used when referring to the tongue of a creature
Lined	Having an inside lining; also having cords or chains attached, as to a collar
Mace	Originally a weapon, now a symbol of judicial or civic authority
Main	A hand
Maned	Refers to the mane of a lion, horse, etc.
Masoned	Used in referring to the cement or other binding material in a piece of masonry or brickwork
Mill-rind	The iron affixed to the centre of a millstone; it sometimes takes the form of a cross moline
Mount	A hillock, usually in the base of a shield
Mullet	Star
Murrey	Purple red (mulberry colour)
Naiant	Swimming
Nebuly	In stylized cloud form
Ogress	A black roundle

Or	Gold; also yellow
Over all	Of a charge when it is borne over all others
Passant	Walking past
Pegasus	The winged horse
Pellet	A black roundle; pellete, pellety, scattered with pellets
Pennant	A long streamer-like pennon
Phoenix	Represented as an eagle issuing from flames
Pierced	Perforated and showing the field or some other tincture through the hole
Pile	A pie shape, point to base
Pily-bendy	A field divided into a number of pile-shaped pieces bendwise
Plate	A silver roundle
Pomme	A green roundle
Pommel	The ball at the end of a sword hilt
Portcullis	A defense for a gateway; Royal badge of the Tudors
Proper	In natural or normal colors
Purpure	Purple, abbreviated <i>purp</i>
Quarterly, quartered	Cut in fourths
Queue	The tail of an animal
Quill, Quilled	Terms used when referring to the pen or a feather
Rayonne	Encircled with or formed of rays
Raguly	Of a staff or limb ragged

Rampant	On one hind foot and prepared to battle
Regurdant	Of an animal looking over its back
Respectant	Face to face
Rising	About to take wing
Rod of Aesculapius	A serpent entwined about a rod; an emblem of healing
Rompu	Broken, or interrupted
Sable	Black, abbreviated <i>sa</i>
Salient	Springing
Saltirewise	Crossed diagonally, X
Sea-horse, Sea-wolfe	The fore-part of an animal joined to a fish-tail
Seeded	Used when referring to the seed vessels of flowers, etc.
Sergreant	Rampant, in the case of a griffin or dragon
Sejant	Of an animal represented in a sitting position
Seme	Strewn or scattered with any charge, e.g., seme-de-lis (strewn with fleurs-de-lis), seme of roses, etc.; also Aspersed, Poudre, or Powdered
Shafted	Used when referring to the shaft of a spear, arrow, etc.
Shamrock	The emblem of Ireland; sometimes represented as true to nature, and sometimes conventionally as a trefoil slipped
Sinister	The left hand side of the shield from the standpoint of the man behind it
Soaring	Flying aloft
Springing	An attitude of deer and similar animals

Stringed	Having strings or ribbons, as a harp, bugle-horn, etc.; also used when referring to a bow-string
Surmounted	Applied to a charge over which another charge is laid
Tenne	Orange or tawny
Torteau	A red roundle, (pl. torteaux)
Transfixed	Pierced through
Triparted	Split into three parts
Unguled	Used when referring to the hoofs of animals
Unit	Lowest level of organization of the Air Force; an organization with no headquarters; squadrons and numbered flights are units
Vert	Green
Vested	Clothed
Voided	Of a charge with the middle removed, leaving little more than the outline
Volant	Flying
Waves of the sea	Usually represented naturally
Wavy	Stylized waves formation