



☐ #9-1-1 National Senior Member patch with no "US." 3" diameter. Fully embroidered. Feb. 1942 to July 1942.



☐ #9-1-2 National Senior Member patch with no "US." 3" diameter. Embroidery on blue twill. Feb. 1942 to July 1942.



☐ #9-1-3 National Senior Member patch with no "US." 2 5/8" diameter. Embroidery on blue twill. Feb. 1942 to July 1942.



☐ #9-1-4 National Senior Member patch with no "US." 2 3/4" diameter. Painted on leather. Feb. 1942 to July 1942.



☐ #9-2-1 National Senior Member patch with "U.S." added. Periods after the letters. Embroidery on white twill. 3" diameter. Blue embroidery is ribbed. Pointed propeller tips. July 1942 to Oct. 1943.



☐ #9-2-2 National Senior Member patch with "U.S." added. Periods after the letters. Embroidery on white twill. 3" diameter. Blue embroidery is ribbed. Paddle-like propellers. July 1942 to Oct. 1943.



☐ #9-2-3 National Senior Member patch with "U.S." 2 5/8" diameter. Periods after the letters. Embroidery on white twill. Blue embroidery is ribbed. Rounded propeller tips. July 1942 to Oct. 1943.



☐ #9-2-4 National Senior Member patch with no periods in "US,". 2 3/8" diameter. Embroidery on blue twill. Blue embroidery is ribbed. Oct. 1943 to Oct. 1944.



☐ #9-3-1 National Senior Member patch with "US", periods omitted. 3" diameter. Fully embroidered. Oct. 1943 to Oct. 1944.



☐ #9-3-2 National Senior Member patch. 3 1/8" diameter. Embroidery on twill. Oct. 1943 to Oct. 1944.



☐ #9-3-3 National Senior Member patch. 3" diameter. Embroidery on twill. Oct. 1943 to Oct. 1944.



☐ #9-3-4 National Senior Member patch. 2 3/4" diameter. Embroidery on twill. Oct. 1943 to Oct. 1944.



☐ #9-4-1 National Senior Member patch. 2 1/2" diameter. White embroidered vertically on twill. Oct. 1943 to Oct. 1944.



☐ #9-4-2 National Senior Member patch. 2 1/4" diameter. White embroidered vertically on twill. Oct. 1943 to Oct. 1944.



☐ #9-4-3 National Senior Member patch. 2 1/2" diameter. White embroidered horizontally on twill on twill. Oct. 1943 to Oct. 1944.



☐ #9-4-4 National Senior Member patch. 2 5/8" diameter. Propeller and letters embroidered on white and blue twill. Oct. 1943 to Oct. 1944.



☐ #9-5-1 National Senior Member patch. 3" diameter. Embroidery on wool felt. Oct. 1943 to Oct. 1944.



☐ #9-5-2 National Senior Member patch. 2 1/2" diameter. Embroidery on wool felt. Oct. 1943 to Oct. 1944.



☐ #9-5-3 National Senior Member patch. 3" diameter. Propeller embroidered on white felt sewn on blue twill. Oct. 1943 to Oct. 1944.



☐ #9-5-4 National Senior Member patch. 2 7/8" diameter. Blue leather sewn on white leather, sewn on red leather. Oct. 1943 to Oct. 1944.



☐ #9-6-1 National Senior Member patch. 2 7/8" diameter. Blue leather sewn on white leather, sewn on red leather. Oct. 1943 to Oct. 1944.



☐ #9-6-2 3 1/4" wide. Separate arc to bring old circular patches in conformity with the new patches that have the arc as an integral part. This idea was rejected and very few of these were manufactured. Note that the spacing at the bottom is the same as at the top. Circa 1943.



☐ #9-6-2-3 3 1/4" wide. Same as #9-6-1, but wider space at the bottom.



☐ #9-6-4 National Senior Member patch. 2 3/8" diameter. Fully embroidered with integral arc. Oct. 1944 to Jan. 1955.



☐ #9-6-5 National Senior Member patch. 2 3/8" diameter. Fully embroidered with tall letters.



☐ #9-7-1 National Senior Member patch. 2 1/2" diameter. White embroidered vertically on twill.



☐ #9-7-2 National Senior Member patch. 2 1/2" diameter. White embroidered vertically with lined background on twill.



☐ #9-7-3 National Senior Member patch. 2 1/2" diameter. White embroidered horizontally on twill with pointed propellers.



☐ #9-7-4 National Senior Member patch. 2 1/2" diameter. White embroidered horizontally on twill with rounded propellers.



☐ #9-8-1 National Senior Member patch. 2 1/2" diameter. White embroidered horizontally on twill with large, paddle-like, propeller blades.



☐ #9-8-2 National Cadet patch. 3" diameter, embroidery on twill. An unauthorized variety, possibly a proposed patch for the then new cadet program.



☐ #9-8-3 National Cadet patch. 3" diameter, fully embroidered, without the letters "US." Nov. 1942 to Mar. 1943.



☐ #9-8-4 National Cadet patch. 2 5/8" diameter, embroidery on blue twill, without the letters "US." Nov. 1942 to Mar. 1943.



☐ #9-9-1 National Cadet patch. 3" diameter, fully embroidered with "US" added. Mar. 1943 to Oct. 1944.



☐ #9-9-2 National Cadet patch. 2 5/8" diameter. Embroidery on twill. Tall "US."



☐ #9-9-3 National Cadet patch. 2 1/2" diameter. Embroidery on twill. Short "US."



☐ #9-9-4 National Cadet patch. 2 1/4" diameter. Embroidery on twill. Short "US."



☐ #9-10-1 National Cadet patch. 2 1/4" diameter. Fully embroidered. Oct. 1944 to Jan. 1955.



☐ #9-10-2 National Cadet patch. 2 1/2" diameter. Fully embroidered. Oct. 1944 to Jan. 1955.



☐ #9-10-3 National Cadet patch. 2 3/8" diameter. White embroidered vertically on blue twill. Narrow "CADET" tab.



☐ #9-10-4 National Cadet patch. 2 3/8" diameter. White embroidered vertically on blue twill. Narrow "CADET" tab.



☐ #9-11-1 National Cadet patch. 2 3/8" diameter. White embroidered vertically on blue twill. Narrow "CADET" tab. Lettering is well-centered and not resting on the blue.



☐ #9-11-2 National Cadet patch. 2 3/8" diameter. White embroidered horizontally on blue twill with large, paddle-like, propeller blades.



☐ #9-11-3 Instructor patch. 2 1/2" diameter. Embroidery on blue twill. Feb. 1944 to Jan. 1945.



☐ #9-11-4 Instructor patch. 2 1/2" diameter. With tall "US" letters. White embroidered horizontally on blue twill. Jan. 1945 to Jan. 1955.



☐ #9-12-1 Instructor patch. 2 1/2" diameter. With short "US" letters. White embroidered vertically on blue twill. Jan. 1945 to Jan. 1955.



☐ #9-12-2 Instructor tab. Used to convert a Senior Member patch into an Instructor patch.



☐ #9-12-3 Tow Target patch. 2 1/2" diameter. Embroidery on blue twill. Unknown date to Oct. 1944.



☐ #9-12-4 Tow Target patch. 2 1/2" diameter. Embroidery on blue twill. Oct. 1944 to Jan. 1955.



☐ #9-13-1 Officer Training Corps patch. Circa late 1940s to early 1950s.



☐ #9-13-2 Officer Training Corps tab. Used to convert a Senior Member patch into a Officer Training Corps patch. Late 1940s to early 1950s.



☐ #9-13-3 CAP Guard. 2 3/4" diameter. Fully embroidered, white lettering. Dates of use unknown.



☐ #9-13-4 CAP Guard. 2 1/2" diameter. Fully embroidered, light yellow lettering. Dates of use unknown. Possible post-war reproduction.



- ☐ #9-14-1 CAP Guard. 1 15/16" diameter. Embroidered on dark blue felt. Dates of use unknown. Possible post-war reproduction.



- ☐ #9-14-2 CAP Historian. Privately made fantasy patch. 2 3/4" diameter.



- ☐ #9-14-3 Proficient Pilot Patch. Embroidered light blue twill disc edged in dark blue with merrowed edge. Front view of airplane and FAA in dark blue. Tab is yellow with dark blue letters. 2 1/2" wide. Apr. 1982 to Aug. 1995.

- ☐ #9-14-4 Proficient Pilot Patch. Same as #9-14-3, but fully embroidered and larger. 2 7/8" wide. Apr. 1982 to Aug. 1995.

- ☐ #9-14-5 Proficient Pilot Patch. Same as #9-14-3, but fully woven with finer detail. Aug. 1995 to present.



☐ #9-15-1 National Check Pilot patch. 3" woven with merrowed edge. 1997 to present.



☐ #9-15-2 Cadet Orientation Pilot patch. 4" wide. Fully embroidered with merrowed edge. 2002 to present.



☐ #9-15-3 Aerial Radiological Monitor Patch. Fully woven lime yellow with purple central design and red lettering with merrowed edge. 3" diameter. Jan. 1973 to 1993.



☐ #9-15-4 Aerial Radiological Monitor Patch. Same as #9-15-3, but embroidered on yellow ribbed twill. 2 3/4" diameter. 1993 To 1995.

☐ #9-15-5 Aerial Radiological Monitor Patch. Same as #9-15-4, but embroidered on a smooth twill. 2 11/16" diameter. 1995 to present.



☐ #9-16-1 1984 National Search and Rescue Competition patch. Three stars on blue at top. Embroidery on white twill with cut edge. 3 1/8" wide.



☐ #9-16-2 1986 National Search and Rescue Competition patch. 1986 on blue at top. Embroidery on white twill with merrowed edge, 3" wide.



☐ #9-16-3 1988 National Search and Rescue Competition patch. Plain blue at top. Embroidery on white twill with merrowed edge. 3" wide.



☐ #9-16-4 National Flight Encampment patch. 3" wide. Fully woven with merrowed edge.



☐ #9-17-1 National Flight Academy patch. 3" wide. Fully woven with merrowed edge.



☐ #9-17-2 Air Force Space Command Familiarization Course patch. 3" wide. Fully woven with cut edge.



☐ #9-17-3 Air Training Command Familiarization Course patch. 3" wide. Embroidery on blue twill with merrowed edge. 4 ½" tall. Circa 1974.



☐ #9-17-4 Air Education and Training Command Familiarization Course patch. 3" wide. Fully woven with cut edge.



☐ #9-18-1 Air Force Space Command Familiarization Course patch. 3" wide. Fully woven with cut edge.



☐ #9-18-2 Pararescue Orientation Course patch. 3" wide. Fully woven with cut edge.



☐ #9-18-3 Cadet Officer School patch. First design. patch. 3" tall. Embroidery on black twill with merrowed edge.



☐ #9-18-4 Cadet Officer School patch. second design. patch. 2 1/4" tall. Fully woven with cut edge.



☐ #9-19-1 National Ground Search and Rescue School patch. 3 1/4" tall. Fully woven with merrowed edge.



☐ #9-19-2 National Emergency Services Academy patch. 3 1/4" tall. Fully woven with merrowed edge.



☐ #9-19-3 Civil Air Patrol Honor Guard Academy patch. 3" diameter. Fully woven with merrowed edge.



☐ #9-19-4 Civil Air Patrol Honor Guard patch. Prototype patch with white background. 3" wide. Fully woven with cut edge.



☐ #9-20-1 Civil Air Patrol Honor Guard patch with gray background. 3" wide. Fully woven with cut edge.



☐ #9-20-2 2000 National Inspector General College patch. 3 1/2" diameter. Woven with merrowed edge.



☐ #9-20-3 National Blue Beret Activity patch. 2 1/2" wide. Fully woven with cut edge.



☐ #9-20-4 National Blue Beret Activity patch. 2 3/4" wide. Woven on yellow felt with cut edge.



- ☐ #9-21-1 U.S. Air Force Academy Survival Course patch. 2 3/4 " wide. Fully embroidered with cut edge.



- ☐ #9-21-2 1998 National Encampment patch. Aberdeen Proving Ground, Maryland. 2 7/8" wide. Fully embroidered with cut edge.



- ☐ #9-21-3 Mississippi River Flood Relief patch. Worn by CAP communicators controlling airspace over the Mississippi River during the 1993 flood relief operations. 3 1/2" tall. Woven on light blue twill with merrowed edge. "Transfuga" is Latin for "Think on your feet."



- ☐ #9-21-4 Membership 2000 patch. Woven with cut edge. Silver Recruiter and Gold Recruiter rockers are separate. Woven with merrowed edges.

- ☐ #9-21-5 Silver Membership 2000 Recruiter rocker.

- ☐ #9-21-6 Gold Membership 2000 Recruiter rocker.



- ☐ #9-22-1 Civil Air Patrol – Satellite Tool Kit patch. Not a CAP patch, but an industry aerospace education program for CAP. 3 1/4" wide. Fully woven with cut edge.



- ☐ #9-22-2 National Corporate Officer tab. Blue embroidered on gray twill with merrowed edge. 3 1/2" wide



- ☐ #9-22-3 National Corporate Officer tab. Silver thread embroidered on maroon twill with merrowed edge. 3" wide.



- ☐ #9-22-4 National Corporate Officer tab. Silver thread embroidered on gray twill with merrowed edge. 3 1/4" wide.



- ☐ #9-22-5 National Corporate Staff Officer tab. Silver thread embroidered on gray twill with merrowed edge. 3 1/2" wide.



- ☐ #9-22-6 Northeast Region tab. Squat white letters embroidered on dark blue twill with cut edge. 4" wide.



- ☐ #9-22-7 Northeast Region tab. Tall white letters embroidered on black twill with cut edge. 3 3/4" wide.



☐ #9-23-1 Northeast Region tab. Silver thread embroidered on maroon twill with merrowed edge. 3" wide.



☐ #9-23-2 Northeast Region tab. Silver thread embroidered on gray twill with merrowed edge. 3" wide.



☐ #9-23-3 Middle East Region patch. Embroidery on white twill with cut edge. 3 1/4" tall.



☐ #9-23-4 Middle East Region tab. Embroidery on gray twill with cut edge. twill with merrowed edge. 3 3/4" wide.



☐ #9-23-5 Middle East Region tab. Silver tinsel embroidered on maroon twill with merrowed edge. 3 1/4" wide.



☐ #9-23-6 Middle East Region tab. Silver tinsel embroidered on gray twill with merrowed edge. 3 1/4" wide.



☐ #9-23-7 Southeast Region tab. Gray letters embroidered on blue twill with cut edge. 4" wide.



- ☐ #9-24-1 Southeast Region tab. Silver tinsel letters embroidered on maroon twill with merrowed edge. 3" wide.



- ☐ #9-24-2 Southeast Region tab. Silver tinsel embroidered on gray twill with merrowed edge. 3 1/8" wide.



- ☐ #9-24-4 Great Lakes Region tab. Blue embroidered on red twill with cut edge.. 3 3/4" wide.



- ☐ #9-24-5 Great Lakes Region tab. Silver tinsel letters embroidered on black twill with merrowed edge. 2 1/2" wide.



- ☐ #9-24-6 Great Lakes Region tab. Silver tinsel letters embroidered on black twill with merrowed edge. 3" wide.



- ☐ #9-24-7 Great Lakes Region tab. Silver tinsel letters embroidered on dark blue twill with merrowed edge. 3" wide.



- ☐ #9-24-8 Great Lakes Region tab. Silver tinsel letters embroidered on maroon twill with merrowed edge. 3 1/8" wide.



- ☐ #9-24-9 Great Lakes Region tab. Silver tinsel embroidered on gray twill with merrowed edge. 3 1/8" wide.



☐ #9-25-1 North Central Region tab. Tall light blue letters embroidered on dark blue twill with merrowed edge.. 3 1/2" wide.



☐ #9-25-2 North Central Region tab. Shorter dark blue letters embroidered on dark blue twill with merrowed edge.. 4" wide.



☐ #9-25-3 North Central Region tab. Silver tinsel letters embroidered on maroon twill with merrowed edge. 3 1/8" wide.



☐ #9-25-4 North Central Region tab. Silver tinsel embroidered on gray twill with merrowed edge. 3 1/2" wide.



☐ #9-25-5 Southwest Region tab. White embroidery on dark blue twill with cut edge.. 3 3/4" wide.



☐ #9-25-6 Southwest Region tab. Silver tinsel letters embroidered on maroon twill with merrowed edge. 3 3/8" wide.



☐ #9-24-7 Southwest Region tab. Silver tinsel embroidered on gray twill with merrowed edge. 3 1/8" wide.



☐ #9-24-8 Rocky Mountain Region. White embroidered border with white letters printed on dark blue twill. 3 3/8" wide.



☐ #9-25-1 Rocky Mountain Region. Silver tinsel letters embroidered on maroon twill with merrowed edge. 3 1/8" wide.



☐ #9-25-2 Rocky Mountain Region. Silver tinsel letters embroidered on gray twill with merrowed edge. 3 1/8" wide.



☐ #9-25-8 Rocky Mountain Region. Fully embroidered with merrowed edge. 3" diameter.



☐ #9-25-3 Pacific Region tab. White embroidery on black felt. 3 1/4" wide.



☐ #9-25-4 Pacific Region tab. Wide white letters embroidered on dark blue twill with cut edge. 3 1/4" wide.



☐ #9-25-5 Pacific Region tab. Thin white letters embroidered on dark blue twill with merrowed edge. 3" wide.



☐ #9-25-6 Pacific Region tab. Silver tinsel letters embroidered on maroon twill with merrowed edge. 3 1/8" wide.



☐ #8-25-7 Pacific Region tab. Silver tinsel letters embroidered on gray twill with merrowed edge. 3 1/4" wide.



☐ #9-25-9 Congressional Squadron (attached to National Headquarters). 3 1/2" diameter. Fully woven with merrowed edge.



#9-27-1 Alabama Wing. Fully embroidered with cut edge, 2 7/8". Blue embroidered horizontally. Unknown date to present.



☐ #9-27-2 Alabama Wing. Fully embroidered with cut edge, 2 7/8". Blue embroidered horizontally. Poor lettering, possibly Japanese made.



☐ #9-27-3 Alabama Wing. Fully embroidered with cut edge, 2 7/8". Blue embroidered vertically. Unknown date to present.

☐ #9-27-4 Alabama Wing. Same as #9-27-3, but with a merrowed edge, 2 7/8".



☐ #9-27-5 Alabama Wing. Fully embroidered, closer weave with finer detail and merrowed edge, 2 7/8".



☐ #9-28-1 Alaska Wing, first design. Embroidery on blue twill with cut edge, 3 3/8" wide. Exact date of use unknown.



☐ #9-28-2 Alaska Wing, second design. Embroidery on blue twill with merrowed edge, 4" wide. Exact date of adoption unknown.



☐ #9-28-3 Alaska Wing, second design. Embroidery on blue twill. Closer weave with finer detail and merrowed edge, 3 3/4" wide. Exact date of adoption unknown.



☐ #9-28-4 Arizona Wing. Fully embroidered with cut edge, 3 3/8" tall. February 1953 to present.



☐ #9-29-1 Arizona Wing. Fully embroidered with cut edge, 3 3/8" tall. Poor lettering, possibly Orient made.



☐ #9-29-2 Arizona Wing. Fully embroidered with cut edge, 3 3/8" tall. Poor lettering, possibly Orient made.



☐ #9-29-3 Arizona Wing. Fully embroidered horizontally with cut edge, 3 3/16" tall. February 1953 to present.



☐ #9-29-4 Arizona Wing. Fully embroidered vertically with merrowed edge, 3 3/8" tall. February 1953 to present.



☐ #9-30-1 Arizona Wing. Fully embroidered with merrowed edge, 3 3/8" tall. February 1953 to present.



☐ #9-30-2 Arizona Wing. Fully embroidered, closer weave with finer detail and merrowed edge, 3 1/4" tall. February 1953 to present.



☐ #9-30-3 Arizona Wing. Finely woven with finer details and merrowed edge February 1953 to present.



☐ #9-30-4 Arizona Wing. Unauthorized, fully woven subdued version with merrowed edge.



☐ #9-31-1 Arkansas Wing, first design. Fully embroidered with cut edge, 3".

☐ #9-31-2 Arkansas Wing, first design. Same as #9-31-1, but with merrowed edge, 3".



☐ #9-31-3 Arkansas Wing, first design. Fully embroidered, closer weave with finer detail and merrowed edge, 2 5/8".



☐ #9-31-4 Arkansas Wing, second design. Embroidery on white twill with cut edge, 3 1/4" wide. 1996 prototype patch with bottom blue star inverted and smaller letters on the flag.



☐ #9-31-5 Arkansas Wing, second design. Embroidery on white twill with merrowed edge, 3 1/2" wide. 1997 to present.



- ☐ #9-32-1 California Wing. Fully embroidered with cut edge, 3" wide, 2 7/8" tall.



- ☐ #9-32-2 California Wing. Fully embroidered with cut edge, 3" wide, 3 1/4" tall. Short blue bars at top. Exact date of adoption unknown.



- ☐ #9-32-3 California Wing. Fully embroidered with cut edge, 3 1/4" wide. Long blue bars at top.



- ☐ #9-32-4 California Wing. Fully embroidered with yellow merrowed edge, 3 1/2" wide.



☐ #9-33-1 California Wing. Fully embroidered with blue merrowed edge, 3 1/2" wide.

☐ #9-33-2 California Wing. Fully embroidered, closer weave with finer detail and merrowed edge, 3 3/8" wide.



☐ #9-33-3 California Wing. Gold bullion on blue felt, 3 1/4" wide.



☐ #9-33-4 California Wing. Gold bullion on blue embroidery, 3 3/8" wide.



☐ #9-33-5 Colorado Wing, first design. Fully embroidered with cut edge, 3". Unknown date to 2003.

☐ #9-34-1 Colorado Wing, first design. Embroidery on twill with cut edge, 3". Unknown date to 2003.

☐ #9-34-2 Colorado Wing, first design. Embroidery on twill with merrowed edge, 3". Unknown date to 2003.



☐ #9-34-3 Colorado Wing, first design. Closer weave on twill with finer detail and merrowed edge, 3". Unknown date to 2003.



☐ #9-34-4 Colorado Wing, second design. Fully woven with merrowed edge, 3 1/2" tall. Dark green mountains at bottom. 2003 to present.



☐ #9-34-5 Colorado Wing, second design. Fully woven with merrowed edge, 3 1/2" tall. Light green mountains at bottom. 2003 to present.



☐ #9-35-1 Connecticut Wing. 5" painted on leather. There are several known versions of this World War II patch, but as all were hand-done, no two are exactly alike. Only one example is shown.



☐ #9-35-2 Connecticut Wing. Early version fully embroidered with cut edge, 3 3/8". Keg outlined in white and period after CONN.



☐ #9-35-3 Connecticut Wing. Early version fully embroidered with cut edge, 3 1/4". Keg outlined in white and period after CONN.



☐ #9-35-4 Connecticut Wing. Early version embroidered on twill with cut edge, 3 1/4". Keg outlined in white and period after CONN.



☐ #9-36-1 Connecticut Wing. Embroidery on twill with cut edge, 3". Keg outlined in blue. No period after CONN.



☐ #9-36-2 Connecticut Wing. Fully embroidered vertically with cut edge, 3". Dog has no eye or line in wing.



☐ #9-36-3 Connecticut Wing. Fully embroidered horizontally with cut edge, 3".



☐ #9-36-4 Connecticut Wing. Fully embroidered vertically with cut edge, 3"

☐ #9-37-1 Connecticut Wing. Same as #9-36-4, but with merrowed edge.



☐ #9-37-2 Connecticut Wing. Fully woven with finer detail and merrowed edge, 3".



☐ #9-37-3 Connecticut Wing. Fully embroidered, closer weave with finer detail and merrowed edge, 3". Fat dog with slash-cut ears.



☐ #9-37-4 Delaware Wing. Fully embroidered with cut edge, 2 1/2". It is unknown whether this is an error or an early version using the coastal patrol aircraft insignia.



☐ #9-37-5 Delaware Wing. Fully embroidered horizontally with cut edge, 2 1/2". February 1952 to present.



☐ #9-38-1 Delaware Wing. Fully embroidered vertically with cut edge, 2 1/2". Yellow letters on darker blue.



☐ #9-38-2 Delaware Wing. Fully embroidered vertically with cut edge, 2 1/2". Yellow letters on lighter blue.

☐ #9-38-3 Delaware Wing. Same as #9-38-2, but with merrowed edge. February 1952 to present.



☐ #9-38-4 Delaware Wing. Fully embroidered, closer weave with finer detail and merrowed edge, 2 1/2". February 1952 to present.



☐ #9-38-5 Florida Wing. First design, October 1950 to 1998. Fully embroidered vertically with cut edge, 3 5/8" tall.



☐ #9-39-1 Florida Wing. First design. Fully embroidered horizontally with cut edge, 3 5/8" tall.



☐ #9-39-2 Florida Wing. First design. Fully embroidered horizontally with merrowed edge, 3 3/4" tall.



☐ #9-39-3 Florida Wing. First design, date of use unknown. Unauthorized black embroidery on olive drab twill.



☐ #9-39-4 Florida Wing. Second design with twin lens in goggles and smiling alligator. Fully embroidered with wide cut edge, 3 3/4" tall. 1998 to 2001.



☐ #9-40-1 Florida Wing. Second design with twin lens in goggles and smiling alligator. Fully embroidered, closer weave with finer detail and merrowed edge, 3 3/4" tall.



☐ #9-40-2 Florida Wing. Second design with twin lens in goggles and scowling alligator. Fully woven, closer weave with finer detail and merrowed edge, 3 11/16." Slightly smaller overall.



☐ #9-40-3 Florida Wing. Third design. Embroidery on twill with merrowed edge, 3 1/2" tall. 2001 to present.



☐ #9-40-4 Georgia Wing, first design. Fully embroidered with cut edge. Background embroidered horizontally, 2 3/4". Nov. 1950 to Aug. 1990.



☐ #9-41-1 Georgia Wing, first design Fully embroidered with cut edge, background embroidered vertically, 2 3/4". Nov. 1950 to Aug. 1990.



☐ #9-41-2 Georgia Wing, first design. Fully embroidered with merrowed edge, background embroidered horizontally, 2 3/4".



☐ #9-41-3 Georgia Wing, first design. Fully embroidered olive drab, dark red, dark blue and black with merrowed edge. Unauthorized subdued patch, 2 3/4".



☐ #9-41-4 Georgia Wing, second design. Fully embroidered with merrowed edge, 2 7/8". August 1990 to present.



- ☐ #9-42-1 Georgia Wing, second design. Fully woven with merrowed edge, 2 7/8".



- ☐ #9-42-2 Georgia Wing, second design. Fully woven with merrowed edge, 2 7/8". White border with very light gray lettering and design..



- ☐ #9-42-3 Hawaii Wing. Early version, possibly Orient made. Fully embroidered with cut edge, 2 3/4". October 1953 to present.



- ☐ #9-42-4 Hawaii Wing. Fully embroidered with cut edge, 2 7/8".

- ☐ #9-42-5 Hawaii Wing. Same as #9-41-3, but with merrowed edge.



☐ #9-43-1 Hawaii Wing. Finely woven with sharper detail and merrowed edge.



☐ #9-43-2 Idaho Wing. Fully embroidered vertically with cut edge. Poor lettering, possibly Orient made. July 1952 to present.



☐ #9-43-3 Idaho Wing. Fully roughly embroidered vertically with cut edge, 3 3/8". State border is not outlined. July 1952 to present.



☐ #9-43-4 Idaho Wing. Fully embroidered vertically with ribbed blue background and cut edge. State border is not outlined.



☐ #9-44-1 Idaho Wing. Fully embroidered horizontally with ribbed blue background and cut edge. State border is outlined.

☐ #9-44-2 Idaho Wing. Same as #9-44-1, but with merrowed edge.



☐ #9-44-3 Idaho wing. Same as #9-43-1, but finely woven with sharper detail.



☐ #9-44-4 Illinois Wing, first design. Embroidery on khaki twill with cut edge, 2 3/8". Dates of use unknown.



☐ #9-44-5 Illinois Wing, second design. Fully embroidered with cut edge, 2 15/16". Unknown date to present.

☐ #9-44-6 Illinois Wing, second design. Same as #9-44-5, but with merrowed edge.



☐ #9-45-1 Illinois Wing, second design. Fully woven with finer detail, a darker orange and a merrowed edge.



☐ #9-45-2 Indiana Wing. Embroidery on blue twill with cut edge, 3 5/8". Dates of use unknown.

☐ #9-45-3 Indiana Wing. Embroidery on blue twill with merrowed edge.



☐ #9-45-4 Indiana Wing. Fully embroidered with cut edge, 3 1/2".



☐ #9-45-5 Indiana Wing. Fully woven with finer detail and merrowed edge, 3 1/2".



☐ #9-46-1 Iowa Wing. Fully embroidered with cut edge and wing name omitted, 2 5/8". It is not known whether this was intentional or an error.



☐ #9-46-2 Iowa Wing. Fully embroidered with cut edge.

☐ #9-46-3 Iowa Wing. Fully embroidered with merrowed edge.



☐ #9-46-4 Iowa Wing. Fully woven with finer detail and merrowed edge.



☐ #9-46-5 Kansas Wing. Embroidery on blue twill with drooping wings and cut edge, 3". Unknown date to present.



☐ #9-47-1 Kansas Wing. Embroidery on blue twill with straight wings and cut edge.



☐ #9-47-2 Kansas Wing. Fully embroidered with straight wings and cut edge.

☐ #9-47-3 Kansas Wing. Same as #9-47-2, but with merrowed edge.



☐ #9-47-4 Kansas Wing. Fully woven with finer detail and merrowed edge.



☐ #9-47-5 Kentucky Wing. Embroidery on red twill with cut edge.

☐ #9-48-1 Kentucky Wing. Embroidery on pinkish twill with cut edge. It is not known whether this is the original color or if it has faded. October 1950 to present.

☐ #9-48-2 Kentucky Wing. Embroidery on red twill with merrowed edge.



☐ #9-48-3 Kentucky Wing. Fully embroidered with red ribbed background and cut edge.

☐ #9-48-4 Kentucky Wing. Fully embroidered with red ribbed background and merrowed edge.



☐ #9-48-5 Kentucky Wing. Fully woven with plain background and finer detail.



☐ #9-48-6 Louisiana Wing, first design. Fully embroidered with cut edge. Poor lettering, possibly Orient made. February 1954 to 1997.



☐ #9-49-1 Louisiana Wing, first design. Fully embroidered with cut edge. Different wing trailing edge. Poor lettering, possibly Orient made.



☐ #9-49-2 Louisiana Wing, first design. Fully embroidered with cut edge. Eye on white head and short beak. Poor lettering, possibly Japanese made.



☐ #9-49-3 Louisiana Wing, first design. Fully embroidered with ribbed background and cut edge.



☐ #9-49-4 Louisiana Wing, first design. Fully embroidered with plain background and cut edge.



☐ #9-50-1 Louisiana Wing, first design. Fully embroidered with plain background and blue merrowed edge.



☐ #9-50-2 Louisiana Wing, first design. Fully woven with sharper detail, plain background and blue merrowed edge.



☐ #9-50-3 Louisiana Wing, second design. Fully woven with silver tinsel, sharper detail and merrowed edge. 1997 to present.



☐ #9-50-4 Maine Wing, first design. Fully embroidered with cut edge. Poor lettering, possibly Orient made. September 1950 to early 1970s.



☐ #9-51-1 Maine Wing, first design. Fully embroidered with cut edge. Blue background embroidered horizontally.



☐ #9-51-2 Maine Wing, first design. Fully embroidered with cut edge. Blue background embroidered vertically.



☐ #9-51-3 Maine Wing, second design. Fully embroidered with cut edge. Civil Air Patrol replaced by Maine Wing. Early 1970s to present.

☐ #9-51-4 Maine Wing, second design. Same as #9-51-3, but with merrowed edge.



☐ #9-51-5 Maine Wing, second design. Finely woven with sharper detail and merrowed edge.



- ☐ #9-52-1 Maine Wing, second design. Finely woven with sharper detail and merrowed edge. Lettering and state silhouette in light gray.



- ☐ #9-52-2 Maryland Wing. Fully embroidered with a yellow ribbed background and a cut edge. February 1951 to present.



- ☐ #9-52-3 Maryland Wing. Fully embroidered with a plain orange background and a cut edge. February 1951 to present.

- ☐ #9-52-4 Maryland Wing. Same as #9-52-3, but with a merrowed edge.



- ☐ #9-52-5 Maryland Wing. Fully woven with sharper detail and merrowed edge. Ends of the cross are like round lumps.


☐ #9-53-1

Maryland Wing. Same as #9-52-5, but ends of the cross are more spade shaped.


☐ #9-53-2

Maryland Wing. Lighter orange and the ends of the cross are pointed on three sides.



☐ #9-53-3 Massachusetts Wing. Fully embroidered with cut edge. Diagonally ribbed blue background. Front of the hat is hidden. February 1950 to present.



☐ #9-53-4 Massachusetts Wing. Fully embroidered with cut edge. Vertical ribbed blue background.

☐ #9-53-5 Massachusetts Wing. Same as #9-53-4, but with merrowed edge.



- ☐ #9-54-1 Massachusetts Wing. Fully woven with sharper detail and merrowed edge. Front edge of the hat is visible.



- ☐ #9-54-2 Michigan Wing. Fully embroidered with cut edge. Large size, 2 7/8" tall. December 1949 to present.

- ☐ #9-54-3 Michigan Wing. Same as #9-54-2, but with a merrowed edge.



- ☐ #9-54-4 Michigan Wing. Fully embroidered with cut edge. Small size, 2 5/8" tall. December 1949 to present.

- ☐ #9-54-5 Michigan Wing. Same as #9-54-2, but fully woven with finer detail and a merrowed edge.




- ☐ #9-54-6 Minnesota Wing. First design. August 1950 to 2002. Fully embroidered vertically with stubby wings and cut edge. Dark maroon gremlin.



☐ #9-55-1 Minnesota Wing. First design. August 1950 to 2002. Fully embroidered vertically with heavy wing detail and cut edge. Dark maroon gremlin.




☐ #9-55-2 Minnesota Wing. First design. August 1950 to 2002. Fully embroidered vertically with cut edge. Blue background contains horizontal ribs. Reddish maroon gremlin with orange state map and rim.




☐ #9-55-3 Minnesota Wing. First design. August 1950 to 2002. Fully embroidered horizontally with cut edge. Finer wing details with dark maroon gremlin and yellow state map and border and barely detectible vertical ribbing in the blue background.

☐ #9-55-4 Minnesota Wing. First design. August 1950 to 2002. Same as #9-53-3, but with a merrowed edge.



☐ #9-55-5 Minnesota Wing. First design. August 1950 to 2002. Fully embroidered horizontal with cut edge. Reddish gremlin and wing details.

☐ #9-56-1 Minnesota Wing. First design. August 1950 to 2002. Same as #9-55-5, fully woven with finer details and merrowed edge. The gremlin and wing detail are reddish-orange.



☐ #9-56-2 Minnesota Wing. First design. August 1950 to 2002. Fully woven with finer details and merrowed edge.



☐ #9-56-3 Minnesota Wing. Privately made 2001 reproduction of the 1950 prototype Wing patch with the gremlin character and upswept wings as they appeared in the original drawing submitted by the Walt Disney Studios.




☐ #9-56-4 Minnesota Wing. Second design, adopted in 2002. Fully woven with fine detail and merrowed edge.



☐ #9-56-5 Minnesota Wing arc. In 1980 the North Central Region decided to replace the wing patches with just a plain arc like those being worn by the regions themselves. National headquarters almost immediately disapproved the change. It is not known how many wings actually had them made up, but it is known that Minnesota Wing had several hundred made and advised members how they were to be worn.



☐ #9-57-1 Mississippi Wing. First design. Embroidery on blue twill with cut edge. Poorly defined face. Unknown date to 2002.



☐ #9-57-2 Mississippi Wing. First design. Embroidery on blue twill with cut edge. Better defined face.



☐ #9-57-3 Mississippi Wing. First design. Fully embroidered with cut edge.




☐ #9-57-4 Mississippi Wing. First design. Fully embroidered with all orange merrowed edge.



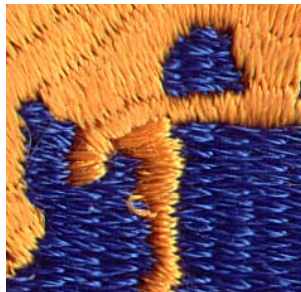
- ☐ #9-56-1 Mississippi Wing. First design. Fully woven with fine detail and all yellow merrowed edge.



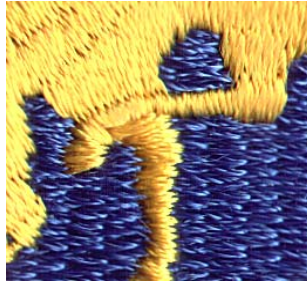
- ☐ #9-56-2 Mississippi Wing. Second design, 2002 to present. Finely woven with cut edge.



- ☐ #9-56-3 Missouri Wing. Fully embroidered vertically with horizontal ribbing in the blue background and cut edge. Mule's rear hoof barely comes past the front leg. Unknown date to present.



- ☐ #9-56-4 Missouri Wing. Fully embroidered horizontally with vertical ribbing in the blue background and cut edge. Mule's rear hoof comes past the front leg.



☐ #9-57-1 Missouri Wing.

Fully embroidered horizontally with vertical ribbing in the blue background. Yellow mule and wings, with merrowed edge. Mule's rear hoof comes past the front leg.



☐ #9-57-2 Missouri Wing. Fully woven with yellow mule and wings and merrowed edge. The dots between CAP are now dashes.



☐ #9-57-3 Missouri Wing. Same as #9-57-2 except that the mule and wings are light lemon yellow.



☐ #9-57-4 Montana Wing. Fully embroidered vertically with thin letters and cut edge, 4 3/16" wide. Unknown date to present.



☐ #9-58-1 Montana Wing. Fully embroidered vertically with thicker letters and cut edge.



☐ #9-58-2 Montana Wing. Same as #9-58-1, except fully embroidered horizontally with cut edge.



☐ #9-89-3 Montana Wing. Fully embroidered horizontally with vertical ribbing and cut edge.



☐ #9-58-4 Montana Wing. Fully embroidered with a cut edge and a round "O" in Montana.



☐ #9-58-5 Montana Wing. Fully embroidered horizontally with a merrowed edge.



☐ #9-59-1 Montana Wing. Finely woven with a merrowed edge. Top border is straight across.



☐ #9-59-2 National Capital Wing. Embroidery on blue twill with cut edge, 2 9/16" wide. Solid horizontal lines in the capitol dome. January 1953 to present.



☐ #9-59-3 National Capital Wing. Embroidery on blue twill with cut edge, 2 3/4" wide. Separate horizontal lines in the capitol dome.



☐ #9-59-4 National Capital Wing. Embroidery on blue twill with merrowed edge, 2 7/8" X 3 1/8".



- ☐ #9-61-1 National Capital Wing. Finely woven on blue twill with merrowed edge, 3" X 4".



- ☐ #9-61-2 National Capital Wing. Finely woven on lighter blue twill with merrowed edge, 3" X 3 3/4".



- ☐ #9-61-3 National Capital Wing. Unauthorized subdued light green on blue twill with cut edge.



- ☐ #9-61-4 Nebraska Wing. Fully embroidered horizontally with cut edge. March 1952 to present.



☐ #9-61-1 Nebraska Wing. Fully embroidered vertically with cut edge. Poorly defined northeast state border and horizontal ribs in the white background.



☐ #9-61-2 Nebraska Wing. Fully embroidered horizontally with blue merrowed edge.



☐ #9-61-3 Nebraska Wing. Fully woven with merrowed edge.



☐ #9-61-4 Nevada Wing. Fully embroidered light gray on blue with cut edge. February 1953 to present.



☐ #9-62-1 Nevada Wing. Fully embroidered light gray on blue with poor lettering and cut edge. Possibly Japanese made.



☐ #9-62-2 Nevada Wing. Fully embroidered white on blue with cut edge. The western and eastern borders are not parallel.



☐ #9-62-3 Nevada Wing. Fully embroidered white on blue with cut edge. The western and eastern borders are parallel.

☐ #9-62-4 Nevada Wing. Same as #9-62-3, but with merrowed edge.



☐ #9-62-5 Nevada Wing. Finely woven white on blue with merrowed edge. The western and eastern borders are parallel.



□ #9-63-1 New Hampshire Wing. First design. Fully embroidered vertically with cut edge, 2 1/2" diameter. Unknown date to 2004.



□ #9-63-2 New Hampshire Wing. First design. Fully embroidered vertically with deep "V" shape to the aircraft and cut edge.



□ #9-63-3 New Hampshire Wing. First design. Fully embroidered horizontally with cut edge. Southwest corner of the state points to the left.



□ #9-63-4 New Hampshire Wing. First design. Fully embroidered horizontally with merrowed edge. Southwest corner of the state points straight down.



☐ #9-64-1 New Hampshire Wing. First design. Fully woven with merrowed edge.



☐ #9-64-2 New Hampshire Wing. Second design. Prototype submitted for approval in 2004. Yellow aircraft is outlined in brown stitching and wings extend to the red border. 3 7/8" tall.



☐ #9-64-3 New Hampshire Wing. Second design. Accepted design. Aircraft is solid yellow and wings do not touch the red border. 2004 to present.



☐ #9-64-4 New Jersey Wing. Fully embroidered with cut edge. Cape May is included on the bottom of the map. November 1948 to present.

- ☐ #9-65-1 New Jersey Wing. Same as #9-64-4, but with a merrowed edge.



- ☐ #9-65-2 New Jersey Wing. Fully embroidered with cut edge. Cape May is not included on the bottom of the map.

- ☐ #9-65-3 New Jersey Wing. Same as #9-65-2, but with a merrowed edge.



- ☐ #9-65-4 New Jersey Wing. Fully woven with merrowed edge. Cape May is not included on the bottom of the map.



- ☐ #9-65-5 New Mexico Wing. Fully embroidered with cut edge. Unknown date to present



- ☐ #9-65-6 New Mexico Wing. Fully embroidered with cut edge. No blue in the wings and poor lettering. Possibly Japanese made.



☐ #9-66-1 New Mexico Wing. Fully embroidered with yellow background and cut edge. Poor lettering, possibly Japanese made. 3" high. As this is a used patch, the strange shape could be from shrinkage.



☐ #9-66-2 New Mexico Wing. Embroidery on orange twill with cut edge. 3 1/2" high.

☐ #9-66-3 New Mexico Wing. Same as #9-66-2, but with embroidered edge.

☐ #9-66-4 New Mexico Wing. Same as #9-66-3, but only 3 1/4" high, with cut edge.



☐ #9-66-5 New Mexico Wing. Woven on a finer twill background with sharper blue details, 3 1/8" high..



☐ #9-66-6 New York Wing. Embroidery on twill with cut edge. Light gray wings and letters. Unknown date to present.



☐ #9-67-1 New York Wing. Fully embroidered vertically with cut edge. Light gray wings and letters with serifs.



☐ #9-67-2 New York Wing. Fully embroidered horizontally with dark blue background and cut edge. Light gray wings and letters with serifs.



☐ #9-67-3 New York Wing. Fully embroidered horizontally with lighter blue background and cut edge. Light gray wings almost touching the lower state borderline, and letters with serifs.



☐ #9-67-4 New York Wing. Fully embroidered horizontally with cut edge. Yellow border, light gray wings and letters with serifs.



☐ #9-68-1 New York Wing. Fully embroidered horizontally with cut edge. Dark gray wings and letters without serifs.



☐ #9-68-2 New York Wing. Fully embroidered horizontally and merrowed edge. Light gray wings and letters without serifs.



☐ #9-68-3 New York Wing. Fully woven with merrowed edge. Light gray wings and well defined letters without serifs.



☐ #9-68-4 North Carolina Wing. First design. Embroidery on dark blue twill with cut edge, 2 1/2" diameter. Unknown date to 1994.

☐ #9-69-1 North Carolina Wing. First design. Same as #9-68-4, but with merrowed edge.



☐ #9-69-2 North Carolina Wing. First design. Same as #9-69-2, but on a lighter blue twill with merrowed edge.



☐ #9-69-3 North Carolina Wing. First design. Fully embroidered with merrowed edge.



☐ #9-69-4 North Carolina Wing. First design. Fully woven with finer details and merrowed edge.



☐ #9-69-5 North Carolina Wing. Second design, color change. Fully woven with finer details and merrowed edge.



- ☐ #9-70-1 North Dakota Wing. First design. Embroidery on blue twill with cut edge. June 1950 to 2004.



- ☐ #9-70-2 North Dakota Wing. First design. Fully embroidered with cut edge.



- ☐ #9-70-3 North Dakota Wing. First design. Fully embroidered with merrowed edge.



- ☐ #9-70-4 North Dakota Wing. First design. Fully embroidered with merrowed edge. Poor lettering, possibly Japanese made.



- ☐ #9-71-1 North Dakota Wing. First Design. Fully woven with finer detail and merrowed edge.



- ☐ #9-71-2 North Dakota Wing. Second design. Fully woven with fine detail and merrowed edge. 2004 to present



- ☐ #9-71-3 Ohio Wing. Fully embroidered with cut edge. The numerals "51" and the aircraft details are light gray. October 1950 to present

- ☐ #9-71-4 Ohio Wing. Same as #9-71-2, but with a merrowed edge.



- ☐ #9-71-5 Ohio Wing. Fully woven with finer detail and merrowed edge. The numerals "51" and the aircraft details are light gray.



☐ #9-72-1 Ohio Wing. Fully woven with finer detail and merrowed edge. The numerals “51” and the aircraft details are light tan.



☐ #9-72-3 Ohio Wing. Unauthorized version. Embroidered on black felt with the gray numerals outlined in bullion.



☐ #9-72-3 Oklahoma Wing. Fully embroidered with a light gray star and a cut edge.



☐ #9-72-4 Oklahoma Wing. Fully embroidered with a white star and cut edge. Poor lettering, possibly Japanese made.



- ☐ #9-73-1 Oklahoma Wing. Fully embroidered with a dark gray star and a cut edge.



- ☐ #9-73-2 Oklahoma Wing. Fully woven with finer detail, a dark gray star and a merrowed edge.

- ☐ #9-72-3 Oklahoma Wing. Same as #9-72-2, but with a merrowed edge.



- ☐ #9-73-5 Oregon Wing. First design, December 1953 to an unknown date. Fully embroidered with cut edge. Bottom of the aircraft is blue and leaves no jet trail. No detail in the beavers tail.



- ☐ #9-73-6 Oregon Wing. First design, December 1953 to an unknown date. Fully embroidered with cut edge. Bottom of the aircraft is red and leaves a jet trail. There is detail in the beavers tail.



☐ #9-74-1 Oregon Wing. Second design, unknown date to present. Embroidery on white twill with cut edge

☐ #9-74-2 Oregon Wing. Same as #9-74-1, but with a merrowed edge.



☐ #9-74-3 Oregon Wing. Woven on white twill with finer detail and merrowed edge.



☐ #9-74-4 Oregon Wing. Unauthorized subdued version embroidered on twill with merrowed edge.



☐ #9-74-5 Pennsylvania Wing. Embroidery on blue twill with merrowed edge. 2 7/8" diameter. May 1948 to present.

☐ #9-75-1 Pennsylvania Wing. Same as #9-74-5, but with lighter blue twill and a merrowed edge.



☐ #9-75-2 Pennsylvania Wing. Embroidery on a darker blue background with a merrowed edge and darker gray wings. 3 1/16" diameter.



☐ #9-75-3 Pennsylvania Wing. Fully woven with finer details on a lighter blue background and a merrowed edge.



☐ #9-75-4 Puerto Rico Wing. First design. Fully embroidered with cut edge. Wing stripes are separated. Dates of use unknown.




☐ #9-75-5 Puerto Rico Wing. Second design. Similar to #9-75-4, but with a tab added to the top. Unknown date to present.




☐ #9-76-1 Puerto Rico Wing. Second design. Fully embroidered with cut edge. Wing stripes are not separate

☐ #9-76-2 Puerto Rico Wing. Same as #9-76-1, but with a merrowed edge.



☐ #9-76-3 Puerto Rico Wing. Second design. Fully woven with finer detail and merrowed edge. San Juan included at the top of the island and the CAP insignia is far from the coast.



☐ #9-76-4 Puerto Rico Wing. Second design. Fully woven with finer detail and merrowed edge. San Juan is not included at the top of the island and the CAP insignia is nearer the coast.



☐ #9-76-5 Rhode Island Wing. March 1949 to present. Fully embroidered horizontally with cut edge. Dark gray background.



☐ #9-77-1 Rhode Island Wing. Fully embroidered horizontally with cut edge. Light gray background.



☐ #9-77-2 Rhode Island Wing. Fully embroidered vertically with cut edge.



☐ #9-77-3 Rhode Island Wing. Fully embroidered horizontally with merrowed edge.



☐ #9-77-4 Rhode Island Wing. Fully woven with finer detail and merrowed edge.



- ☐ #9-78-1 South Carolina Wing. First design. Unknown date to mid-1985. Embroidery on dark blue twill with cut edge. Light blue border, 2 5/8" diameter.



- ☐ #9-78-2 South Carolina Wing. First design. Embroidery on dark blue twill with cut edge. Dark blue border, 2 3/4" diameter.



- ☐ #9-78-3 South Carolina Wing. Second design. Mid-1985 to present. Fully embroidered with well-defined palm fronds and merrowed edge, 2 5/8" diameter.



- ☐ #9-78-4 South Carolina Wing. Second design. Fully woven with poorly defined palm fronds and merrowed edge, 2 5/8" diameter.



☐ #9- Tennessee Wing, first design.



☐ #9- Texas Wing. Poor lettering, possibly Japanese made.



☐ #9- Texas Wing. Fully woven with lemon colored wings and blue merrowed edge.





☐ #9- Utah Wing. Lemon colored bee hive.



☐ #9- Overseas units. Fully embroidered with merrowed edge. No "US" at bottom. It is not known if this is a proposed design or an error.


☐ #9-51-1

Maryland Wing. Same as #9-50-5, but fully woven with sharper detail and merrowed edge. Ends of the cross are like round lumps.


☐ #9-51-2

Maryland Wing. Same as #9-51-1, but ends of the cross are more spade shaped.


☐ #9-51-3

Maryland Wing. Same as #9-51-1, but lighter orange and the ends of the cross are pointed on three sides.


☐ #9-51-4 Massachusetts Wing.

Fully embroidered with cut edge. Diagonally ribbed blue background. Front of the hat is hidden. February 1950 to present.



☐ #9-52-1 Massachusetts Wing. Fully embroidered with cut edge. Vertical ribbed blue background.

☐ #9-52-2 Massachusetts Wing. Same as #9-52-1, but with a merrowed edge.



☐ #9-51-3 Massachusetts Wing. Fully woven with sharper detail and merrowed edge. Front edge of the hat is visible



☐ #9-52-4 Michigan Wing. Fully embroidered with cut edge. Large size, 2 7/8" tall. December 1949 to present.



☐ #9-52-5 Michigan Wing. Fully embroidered with cut edge. Small size, 2 5/8" tall. December 1949 to present

☐ #9-52-6 Michigan Wing. Same as #9-52-4, but with a merrowed edge.


- ☐ #9-53-1 Michigan Wing. Same as #9-52-4, but fully woven with finer detail and a merrowed edge.




- ☐ #9-53-2 Minnesota Wing. First design. August 1950 to 2002. Fully embroidered vertically with stubby wings and cut edge. Dark maroon gremlin.



- ☐ #9-53-3 Minnesota Wing. First design. August 1950 to 2002. Fully embroidered vertically with heavy wing detail and cut edge. Dark maroon gremlin.




- ☐ #9-53-4 Minnesota Wing. First design. August 1950 to 2002. Fully embroidered vertically with cut edge. Blue background contains horizontal ribs. Reddish maroon gremlin with orange state map and rim.




- ☐ #9-53-5 Minnesota Wing. First design. August 1950 to 2002. Fully embroidered horizontally with cut edge. Finer wing details with dark maroon gremlin and yellow state map and border and barely detectible vertical ribbing in the blue background.

- ☐ #9-53-6 Minnesota Wing. First design. August 1950 to 2002. Same as #9-53-5, but with a merrowed edge.


☐ #9-54-1 Minnesota Wing.

First design. August 1950 to 2002. Fully embroidered horizontal with cut edge. Reddish gremlin and wing details.


☐ #9-54-2 Minnesota Wing.

First design. August 1950 to 2002. Fully woven with finer details and merrowed edge.

☐ #9-54-3 Minnesota Wing. First design. August 1950 to 2002. Same as #9-54-1, fully woven with finer details and merrowed edge. The gremlin and wing detail are reddish-orange.



☐ #9-54-4 Minnesota Wing. Privately made 2001 reproduction of the 1950 prototype Wing patch with the gremlin character and upswept wings as they appeared in the original drawing submitted by the Walt Disney Studios.



☐ #9-54-5 Minnesota Wing. Second design, adopted in 2002. Fully woven with fine detail and merrowed edge.



☐ #9-55-1 Minnesota Wing arc. In 1980 the North Central Region decided to replace the wing patches with just a plain arc like those being worn by the regions themselves. National headquarters almost immediately disapproved the change. It is not known how many wings actually had them made up, but it is known that Minnesota had several hundred made and advised members how they were to be worn.



☐ #9-55-2 Mississippi Wing. First design. Embroidery on blue twill with cut edge. Poorly defined face. Unknown date to 2002.



☐ #9-55-3 Mississippi Wing. First design. Embroidery on blue twill with cut edge. Better defined face.



☐ #9-55-4 Mississippi Wing. First design. Fully embroidered with cut edge.




☐ #9-56-1 Mississippi Wing. First design. Fully embroidered with all orange merrowed edge.



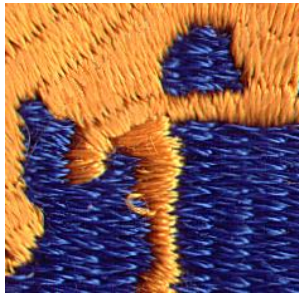
☐ #9-56-2 Mississippi Wing. First design. Fully woven with fine detail and all yellow merrowed edge.




☐ #9-56-3 Mississippi Wing. Second design, 2002 to present. Finely woven with cut edge.



☐ #9-56-4 Missouri Wing. Fully embroidered vertically with horizontal ribbing in the blue background and cut edge. Mule's rear hoof barely comes past the front leg. Unknown date to present.



☐ #9-57-1 Missouri Wing. Fully embroidered horizontally with vertical ribbing in the blue background and cut edge. Mule's rear hoof comes past the front leg.



☐ #9-57-2 Missouri Wing. Fully embroidered horizontally with vertical ribbing in the blue background. Yellow mule and wings, with merrowed edge. Mule's rear hoof comes past the front leg.



☐ #9-57-3 Missouri Wing. Fully woven with yellow mule and wings and merrowed edge. The dots between CAP are now dashes.



☐ #9-57-24 Missouri Wing. Same as #9-57-1 except that the mule and wings are light lemon yellow.



☐ #9-58-1 Montana Wing. Fully embroidered vertically with thin letters and cut edge, 4 3/16" wide. Unknown date to present.



☐ #9-58-2 Montana Wing. Fully embroidered vertically with thicker letters and cut edge.



☐ #9-58-3 Montana Wing. Same as # 9-57-23, except fully embroidered horizontally with cut edge.



☐ #9-58-4 Montana Wing. Fully embroidered horizontally with vertical ribbing and cut edge.



☐ #9-58-5 Montana Wing. Fully embroidered with a cut edge and a round "O" in Montana.



with a merrowed edge.

☐ #9-59-1 Montana Wing. Same as #9-58-1, but



merrowed edge. Top border is straight across.

☐ #9-59-2 Montana Wing. Finely woven with a



☐ #9-59-3 National Capital Wing. Embroidery on blue twill with cut edge, 2 9/16" wide. Solid horizontal lines in the capitol dome. January 1953 to present.



☐ #9-59-4 National Capital Wing. Embroidery on blue twill with cut edge, 2 3/4" wide. Separate horizontal lines in the capitol dome.



☐ #9-59-2 National Capital Wing. Embroidery on blue twill with merrowed edge, 2 7/8" X 3 1/8".



☐ #9-59-3 National Capital Wing. Finely woven on blue twill with merrowed edge, 3" X 4".



☐ #9-59-4 National Capital Wing. Finely woven on lighter blue twill with merrowed edge, 3" X 3 3/4".



☐ #9-60-1 National Capital Wing. Unauthorized subdued light green on blue twill with cut edge.



☐ #9-61-1 Nebraska Wing. Fully embroidered horizontally with cut edge. March 1952 to present.



☐ #9-61-2 Nebraska Wing. Fully embroidered vertically with cut edge. Poorly defined northeast state border and horizontal ribs in the white background.



☐ #9-61-3 Nebraska Wing. Fully embroidered horizontally with blue merrowed edge.



☐ #9-61-4 Nebraska Wing. Fully woven with merrowed edge.



☐ #9-62-1 Nevada Wing. Fully embroidered light gray on blue with cut edge. February 1953 to present.



☐ #9-62-2 Nevada Wing. Fully embroidered light gray on blue with poor lettering and cut edge. Possibly Japanese made.



☐ #9-62-3 Nevada Wing. Fully embroidered white on blue with cut edge. The western and eastern borders are not parallel.



☐ #9-62-4 Nevada Wing. Fully embroidered white on blue with cut edge. The western and eastern borders are parallel.

☐ #9-62-5 Nevada Wing. Same as #9-62-1, but with merrowed edge.



☐ #9-63-1 Nevada Wing. Finely woven white on blue with merrowed edge. The western and eastern borders are parallel.



☐ #9-63-2 New Hampshire Wing. First design. Fully embroidered vertically with cut edge, 2 1/2" diameter. Unknown date to 2004.



☐ #9-63-3 New Hampshire Wing. First design. Fully embroidered vertically with deep "V" shape to the aircraft and cut edge.



☐ #9-63-4 New Hampshire Wing. First design. Fully embroidered horizontally with cut edge. Southwest corner of the state points to the left.



☐ #9-64-1 New Hampshire Wing. First design. Fully embroidered horizontally with merrowed edge. Southwest corner of the state points straight down.



☐ #9-64-2 New Hampshire Wing. First design. Fully woven with merrowed edge.



☐ #9-64-4 New Hampshire Wing. Second design. Prototype submitted for approval, 2004, 3 7/8" tall with cut edge..



☐ #9-64-5 New Hampshire Wing. Second design. 2004 to present. Accepted version. Note that the wing tips do not touch the red border.



☐ #9-65-1 New Jersey Wing. Fully embroidered with cut edge. Cape May is included on the bottom of the map. November 1948 to present.

☐ #9-65-2 New Jersey Wing. Same as #9-65-1, but with a merrowed edge.



☐ #9-65-3 New Jersey Wing. Fully embroidered with cut edge. Cape May is not included on the bottom of the map.

☐ #9-65-4 New Jersey Wing. Same as #9-65-3, but with a merrowed edge.



☐ #9-65-5 New Jersey Wing. Fully woven with merrowed edge. Cape May is not included on the bottom of the map.



☐ #9-65-6 New Mexico Wing. Fully embroidered with cut edge. Unknown date to present.



☐ #9-66-1 New Mexico Wing. Fully embroidered with cut edge. No blue in the wings and poor lettering. Possibly Japanese made.



☐ #9-66-2 New Mexico Wing. Fully embroidered with yellow background and cut edge. Poor lettering, possibly Japanese made. As this is a used patch, the strange shape could be from shrinkage.



☐ #9-66-3 New Mexico Wing. Embroidery on orange twill with cut edge. 3 1/2" high.

☐ #9-66-4 New Mexico Wing. Same as #9-66-3, but only 3 1/4" high.

☐ #9-66-5 New Mexico Wing. Same as #9-66-4, but only 3 1/4" high.



☐ #9-66-6 New Mexico Wing. Woven on a finer twill background with sharper blue details.

SECTION 9: SHOULDER SLEEVE INSIGNIA

Page 9-67



☐ #9-67-1 New York Wing. Embroidery on twill with cut edge. Light gray wings and letters. Unknown date to present.



☐ #9-67-2 New York Wing. Fully embroidered vertically with cut edge. Light gray wings and letters with serifs.



☐ #9-67-3 New York Wing. Fully embroidered horizontally with dark blue background and cut edge. Light gray wings and letters with serifs.



☐ #9-67-4 New York Wing. Fully embroidered horizontally with lighter blue background and cut edge. Light gray wings almost touching the lower state borderline, and letters with serifs.



☐ #9-68-1 New York Wing. Fully embroidered horizontally with cut edge. Yellow border, light gray wings and letters with serifs.



☐ #9-68-2 New York Wing. Fully embroidered horizontally with cut edge. Dark gray wings and letters without serifs.



☐ #9-68-3 New York Wing. Fully embroidered horizontally and merrowed edge. Light gray wings and letters without serifs.



☐ #9-68-4 New York Wing. Fully woven with merrowed edge. Light gray wings and well defined letters without serifs.

SECTION 9: SHOULDER SLEEVE INSIGNIA

Page 9-69



☐ #9-69-1 North Carolina Wing. First design. Embroidery on dark blue twill with cut edge. Unknown date to 1994.

☐ #9-69-2 North Carolina Wing. First design. Same as #9-69-1, but with merrowed edge.



☐ #9-69-3 North Carolina Wing. First design. Same as #9-69-2, but on a lighter blue twill with merrowed edge.



☐ #9-69-4 North Carolina Wing. First design. Fully embroidered with merrowed edge.



☐ #9-69-5 North Carolina Wing. First design. Fully woven with finer details and merrowed edge.

Page 9-70

SECTION 9: SHOULDER SLEEVE INSIGNIA



☐ #9-70-1 North Carolina Wing. Second design, color change. Fully woven with finer details and merrowed edge.



☐ #9-70-2 North Dakota Wing. Embroidery on blue twill with cut edge. June 1950 to present.



edge.

☐ #9-70-3 North Dakota Wing. Fully embroidered with cut



merrowed edge.

☐ #9-70-4 North Dakota Wing. Fully embroidered with

SECTION 9: SHOULDER SLEEVE INSIGNIA

Page 9-71



☐ #9-71-1 North Dakota Wing. Fully embroidered with merrowed edge. Poor lettering, possibly Japanese made.



☐ #9-71-2 North Dakota Wing. Fully woven with finer detail and merrowed edge.



☐ #9-71-3 Ohio Wing. Fully embroidered with cut edge. The numerals “51” and the aircraft details are light gray. October 1950 to present.

☐ #9-71-4 Ohio Wing. Same as #9-71-3, but with a merrowed edge.



☐ #9-71-5 Ohio Wing. Fully woven with finer detail and merrowed edge. The numerals “51” and the aircraft details are light gray.



☐ #9-72-1 Ohio Wing. Fully woven with finer detail and merrowed edge. The numerals “51” and the aircraft details are light tan.



☐ #9-72-2 Ohio Wing. Unauthorized version. Embroidered on black felt with the gray numerals outlined in bullion.



☐ #9-72-3 Oklahoma Wing. Fully embroidered with a light gray star and a cut edge.



☐ #9-72-3 Oklahoma Wing. Fully embroidered with a white star and cut edge. Poor lettering, possibly Japanese made.



☐ #9-73-1 Oklahoma Wing. Fully embroidered with a dark gray star and a cut edge.

☐ #9-73-2 Oklahoma Wing. Same as #9-73-1, but with a merrowed edge.



☐ #9-73-4 Oklahoma Wing. Fully woven with finer detail, a dark gray star and a merrowed edge.



☐ #9-73-5 Oregon Wing. First design, December 1953 to an unknown date. Fully embroidered with cut edge. Bottom of the aircraft is blue and leaves no jet trail. No detail in the beavers tail.



☐ #9-73-6 Oregon Wing. First design, December 1953 to an unknown date. Fully embroidered with cut edge. Bottom of the aircraft is red and leaves a jet trail. There is detail in the beavers tail.



☐ #9-74-1 Oregon Wing. Second design, unknown date to present. Embroidery on white twill with cut edge.

☐ #9-74-2 Oregon Wing. Same as #9-74-1, but with a merrowed edge.



☐ #9-74-3 Oregon Wing. Woven on white twill with finer detail and merrowed edge.



☐ #9-74-4 Oregon Wing. Unauthorized subdued version embroidered on twill with merrowed edge.



☐ #9-74-5 Pennsylvania Wing. Embroidery on blue twill with merrowed edge. 2 7/8" diameter. May 1948 to present.

☐ #9-74-6 Pennsylvania Wing. Same as #9-74-5, but with lighter blue twill and a merrowed edge.



☐ #9-75-1 Pennsylvania Wing. Embroidery on a darker blue background with a merrowed edge and darker gray wings. 3 1/16" diameter.




☐ #9-75-2 Pennsylvania Wing. Fully woven with finer details on a lighter blue background and a merrowed edge.



☐ #9-75-3 Puerto Rico Wing. First design. Fully embroidered with cut edge. Wing stripes are separated. Dates of use unknown.




☐ #9-75-4 Puerto Rico Wing. Second design. Similar to #9-75-3, but with a tab added to the top. Unknown date to present.




☐ #9-76-1 Puerto Rico Wing. Second design. Fully embroidered with cut edge. Wing stripes are not separated.

☐ #9-76-2 Puerto Rico Wing. Same as #9-76-1, but with a merrowed edge.



☐ #9-76-3 Puerto Rico Wing. Second design. Fully woven with finer detail and merrowed edge. San Juan included at the top of the island and the CAP insignia is far from the coast.



☐ #9-76-3 Puerto Rico Wing. Second design. Fully woven with finer detail and merrowed edge. San Juan is not included at the top of the island and the CAP insignia is nearer the coast..



☐ #9-76-4 Rhode Island Wing. March 1949 to present. Fully embroidered horizontally with cut edge. Dark gray background



☐ #9-77-1 Rhode Island Wing. Fully embroidered horizontally with cut edge. Light gray background.



☐ #9-77-2 Rhode Island Wing. Fully embroidered vertically with cut edge.



☐ #9-77-3 Rhode Island Wing. Fully embroidered horizontally with merrowed edge.



☐ #9-77-4 Rhode Island Wing. Fully woven with finer detail and merrowed edge.



☐ #9-78-1 South Carolina Wing. First design. Unknown date to mid-1985. Embroidery on dark blue twill with cut edge. Light blue border, 2 5/8" diameter.



☐ #9-78-2 South Carolina Wing. First design. Embroidery on dark blue twill with cut edge. Dark blue border, 2 3/4" diameter.



☐ #9-78-3 South Carolina Wing. Second design. Mid-1985 to present. Fully embroidered with well-defined palm fronds and merrowed edge, 2 5/8" diameter.



☐ #9-78-4 South Carolina Wing. Second design. Mid-1985 to present. Fully embroidered with well-defined palm fronds and blue merrowed edge, 2 5/8" diameter.



☐ #9-79-1 South Carolina Wing. Second design. Mid-1985 to present. Fully woven with poorly defined palm fronds and merrowed edge, 2 5/8" diameter.



☐ #9-79-2 South Carolina Wing. Second design. Mid-1985 to present. Fully woven with thin tree trunk and merrowed edge, 2 5/8" diameter.



☐ #9-79-3 South Carolina Wing. Second design. Mid-1985 to present. More finely woven with merrowed edge, 2 9/16" diameter.



☐ #9-79-4 South Dakota Wing. Fully embroidered on an off-white field with cut edge. Poor lettering possibly made in the Orient. 3 1/2" tall.



☐ #9-80-1 South Dakota Wing. Fully embroidered on a white field with cut edge. 3 5/8" tall.



☐ #9-80-2 South Dakota Wing. Fully embroidered with cut edge. Different facial expressions. 3 5/8" tall.



☐ #9-80-3 South Dakota Wing. Fully embroidered with merrowed edge. 3 5/8" tall.



☐ #9-80-4 South Dakota Wing. Finely woven with merrowed edge. 3 1/2" tall.



☐ #9-81-1 Tennessee Wing, first design. September 1953 to unknown date. Fully embroidered with plain light and dark blue background and cut edge.



☐ #9-81-2 Tennessee Wing, first design. September 1953 to unknown date. Fully embroidered with textured dark blue background and cut edge.



☐ #9-81-3 Tennessee Wing, first design. September 1953 to unknown date. Fully embroidered with horizontal lined background and cut edge.



☐ #9-81-4 Tennessee Wing, first design. September 1953 to unknown date. Fully embroidered with cut edge. Poor lettering, possibly made in the Orient.



☐ #9-82-1 Tennessee Wing, second design. Unknown date to July 1993. Fully embroidered with cut edge.



☐ #9-82-2 Tennessee Wing, second design. Unknown date to July 1993. Fully embroidered with a slightly more yellow cast to the eagle and a merrowed edge.



☐ #9-82-3 Tennessee Wing, second design. Unknown date to July 1993. Finely woven with merrowed edge.



☐ #9-82-4 Tennessee Wing, third design. July 1993 to present. Finely woven with a merrowed, silver-tinsel edge. Unknown date to July 1993.



☐ #9-83-1 Texas Wing. Fully embroidered with cut edge. March 1950 to present.



☐ #9-83-2 Texas Wing. Fully embroidered with cut edge. Poor lettering, possibly made in the Orient. March 1950 to present.



☐ #9-83-3 Texas Wing. Fully embroidered with red border and cut edge. Exact date of use unknown.



☐ #9-83-4 Texas Wing. Fully embroidered with blue merrowed edge. March 1950 to present.



☐ #9-83-4 Texas Wing. Fully woven with finer detail and blue merrowed edge. March 1950 to present.



☐ #9-84-2 Texas Wing. Fully woven with lemon colored wings and blue merrowed edge. March 1950 to present.



☐ #9- Virginia Wing. Fully woven with a brown merrowed edge.



☐ #9- Utah Wing. Lemon colored bee hive.



☐ #9- Overseas units. Fully embroidered with merrowed edge. No "US" at bottom. It is not known if this is a proposed design or an error.